



- Tempered Glass Lens
- Top 5 LED Chip & LED Driver
- EBU Available For Low Wattage

# LED STANDARD WALL PACK



1135 Thomas Busch Highway,  
Pennsauken, NJ 08110  
©2020 ABOVE ALL Lighting, Inc. All rights reserved

866-222-8866  
info@aboveallighting.com  
www.AboveAllLighting.com

## PRODUCT DESCRIPTION

LED Wall Packs are designed and engineered as maintenance free, energy-efficient alternatives to traditional fluorescent, high & low pressure sodium, metal halide, induction, and other types of light sources.

## PERFORMANCE

Input Watts (Nominal): 20W, 30W, 35W, 52W  
 Output Lumens (@5000K): 2385lm, 3269lm, 3663lm, 4941lm  
 Input Voltage: 120-277V, 120V/277V, 50/60Hz  
 Lumen Per Watt: 114lm/W, 105lm/W, 105lm/W, 99lm/W  
 Color Rendering Index: >80  
 Working Temperature: -40-104 F (-40-40 °C)  
 Power Factor: > 0.98 at 120Vac  
 Total Harmonic Distortion: < 20%  
 Integral 4KV surge suppression protection standard



Tempered Glass Lens

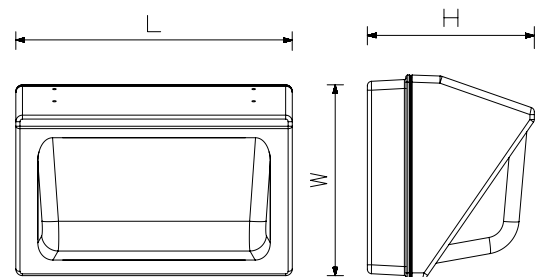
## SPECIFICATION

### 20W & 30W

Depth: 14.5"  
 Width: 9.0"  
 Height: 7.5"  
 Max. Weight: 10.12 lbs

### 35W & 52W

Depth: 18.5"  
 Width: 9.0"  
 Height: 9.5"  
 Max. Weight: 16.7 lbs



## CONTROLS



Photocontrol



Motion Sensor

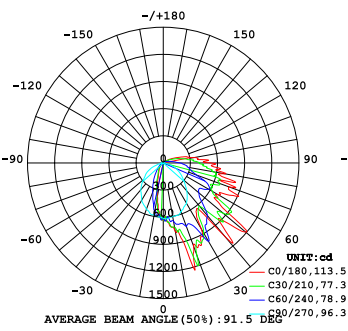


EBU

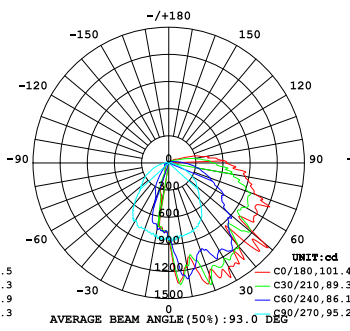




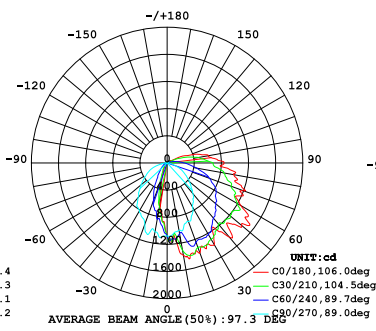
## PHOTOMETRY



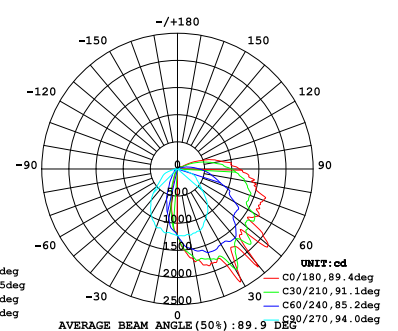
20W



30W



35W



52W