
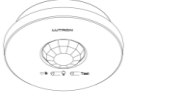
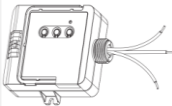









Manufacturer	Device Picture	Control Station	Protocol	Connection to Luminaire	Compatible AboveAll Luminaires
		Manufacturer Ordering Code			
Lutron Vive		LRF2-DCRB-WH	Clear Connect	Wireless	Moon Series Low Bay (MLB), Panel Light, Troffer, Vision Strip, Wrap, Magic Linear, Focus Pendant, Vagary Pendant, Slab Pendant, Arc Pendant, Soar Pendant, Sleekceiling, Integrate T-grid Linear, Glauce Wall Linear
		RF Only Daylight Ceiling Sensor			
		LRF2-OCR2B-P-WH			
		RF Only Occupancy & Vacancy Ceiling Sensor			
		PowPak		Wired	
		Works together with a 0-10V LED driver			
WattStopper		LMPC-600	IPv6 Mesh and Bluetooth	Wireless	Moon Series Low Bay (MLB), Panel Light, Troffer, Vision Strip, Wrap, Magic Linear, Focus Pendant, Vagary Pendant, Slab Pendant, Arc Pendant, Soar Pendant, Sleekceiling, Integrate T-grid Linear, Glauce Wall Linear
		Wireless Ocupancy Sensor			
		LMRC-611MCC (Control)		Wired	
		Works together with a 0-10V LED driver 10A,on/off/0-10V dimmable			
		LMRC-611-16M (Control)		Wired	
		Works together with a 0-10V LED driver 16A,on/off/0-10V dimmable			
Enlighted		SU-5E-LR	Enlighted RF	Wired	Moon Series Low Bay (MLB)
		Enlighted Highbay/Lowbay Sensor			
		CU-4E-FMH (Control)			
		Works together with a 0-10V LED driver			
		SU-5S-HRW	Enlighted RF	Wired	Heavenly Linear High Bay (HLHB)
		SU-5S-LRW			
		CU-4E-FMH (Control)			
		Works together with a 0-10V LED driver			