



FOCUS ROUND LIGHT



PRODUCT DESCRIPTION

The Focus Round Light offers the FOCUS family of LED fixtures in diameters from 13.8" through 47.2". Recessed light source design achieving perfect glare control. Edge-lit technology and non-yellowing microprismatic optical PMMA. Flexible installations come in pendant, surface and wall mounted. Options are available in tunable white, direct and indirect light distributions.

FEATURE

- Fixtures in diameters from 13.8" through 47.2"
- Recessed light source design achieving perfect glare control
- Edge-lit technology and non-yellowing optical PMMA
- Rod and Aircraft Cable Pendant mounted and surface mounted
- Direct and indirect light distributions

ELECTRICAL SYSTEM

- Input Voltage: 120-277V, 50/60Hz
- 0-10V Dimming optional
- Minimum Ambient -20°C, Maximum Ambient is 40°C
Power Factor: > 0.9 at full load
- Total Harmonic Distortion: < 20% at full load

PERFORMANCE

CRI

80

CCT

3000K, 3500K, 4000K

Dimming

0-10V Dimming optional

Projected Lifetime

L70 - 100,000 Hours

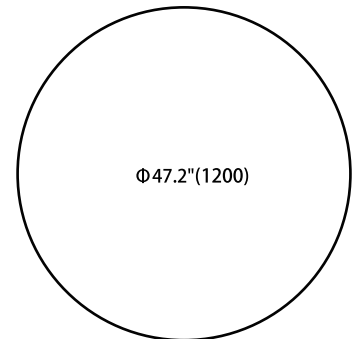
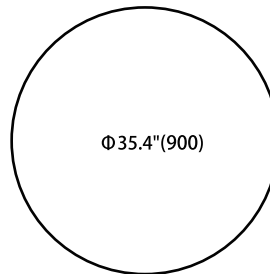
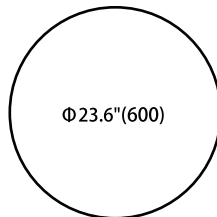
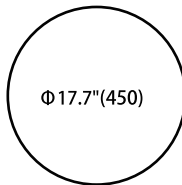
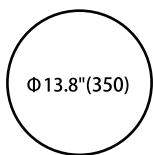
Working Temperature

-4-104°F (-20-40°C)

Certifications

- cETLus conforms to UL Std. 1598
Cert. to CSA Std. G22.2 No.250.0
- Suitable for damp locations
- RoHs compliant

SPECIFICATION



Ordering Information

Example: FRID24-64-40801

Series	Distribution	Diameter/Watts	CCT	CRI	Voltage	Installation	Controls	Finish
FR	D - Direct	14-23 - 13.8"/23W ¹	- 30 - 3000K	80- 80Ra	1-120-277V	Ordered and shipped separately	- Blank-None	- Blank-White ⁴
		18-42 - 17.7"/42W	35 - 3500K					
		24-64 - 23.6"/64W	40 - 4000K					
		35-102 - 35.4"/102W						
		47-136 - 47.2"/136W ¹						
	ID- Direct and Indirect	14-28 - 13.8"/28W ¹						
		18-42 - 17.7"/42W						
		24-64 - 23.6"/64W						
		35-102 - 35.4"/102W						
		47-136 - 47.2"/136W ¹						

Notice:

1. 13.8" and 47.2" are optional and may need long lead time. Please contact Customer Service in advance.

* White finish is standard. Custom color is available for a premium setup fee. Consult customer service for additional information.

Accessories (Ordered separately)



ACPMK-FR14/18/24

Aircraft Cable Pendant Mount Kits for 14"/18"/24" Focus Light

ACPMK-FR35/47

Aircraft Cable Pendant Mount Kits for 35"/47" Focus Light



RPMK-FR14/18/24

Rod Pendant Mount Kits for 14"/18"/24" Focus Light

RPMK-FR35/47

Rod Pendant Mount Kits for 35"/47" Focus Light



SMK-FR14/18

Surface Mount Kits for 14"/18" Focus Light

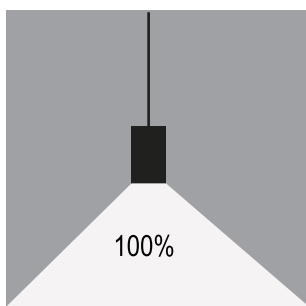
SMK-FR24

Surface Mount Kits for 24" Focus Light

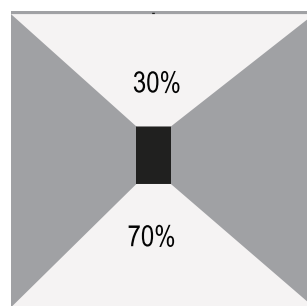
SMK-FR35/47

Surface Mount Kits for 35"/47" Focus Light

Illumination Ratio



Direct



Direct and Indirect

PERFORMANCE DATA

LUMEN OUTPUT

Lumen values are measured by third party certified laboratories performed in accordance with IESNA LM-79-08 as well as Lighting Facts listed.

Direct

Watts	Lumen Output	Size	AC Input 120V	CCT	CRI
23	2400	14"	0.19A	4000K	80
42	4400	18"	0.35A	4000K	80
64	6600	24"	0.53A	4000K	80
102	11000	35"	0.85A	4000K	80
136	13600	47"	1.13A	4000K	80

Direct and Indirect

Watts	Lumen Output Indirect+Direct	Size	AC Input 120V	CCT	CRI
28	800+2000	14"	0.23A	4000K	80
42	1300+3000	18"	0.35A	4000K	80
64	2000+4300	24"	0.55A	4000K	80
102	3250+7000	35"	0.85A	4000K	80
136	4100+9500	47"	1.13A	4000K	80



Rod Pendant Mount



Aircraft Cable Pendant Mount



Surface Mount

Warranty

Five year limited warranty.

Note:

Specifications subject to change without notice.