

SLAB PENDANT LIGHT



PRODUCT DESCRIPTION

The Slab Pendant Lights creates an exceptionally thin profile that appears to float across your ceiling landscape. When turned on, it produces a perfectly even glow, and while off, it is nearly transparent with LEDs hidden inside the frame. It is perfect for applications that include conference rooms, open offices, retail settings, anywhere you want to make a statement.

FEATURES

- Sleek and elegant minimalist Design
- 45% uplight and 55% downlight
- Transparent optic and edge-lit
- Integral driver, isolated circuit
- Seamless continuous run mount
- CCT selectable available

ELECTRICAL SYSTEM

- Input Voltage: 120-347V, 50/60Hz
- Operating temperature range: -4-104°F (-20-40°C)
- Power Factor: > 0.9 at full load
- Total Harmonic Distortion: < 20% at full load

PERFORMANCE

CRI

80

CCT

3000K, 3500K, 4000K

Projected Lifetime

L70 - 100,000 Hours

Working Temperature

-4-104°F (-20-40°C)

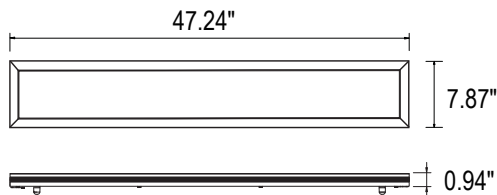
Certifications

- cULus conforms to UL Std. 1598Cert. to CSA Std. C22.2 No.250.0
- Suitable for dry locations
- RoHS compliant

SPECIFICATION

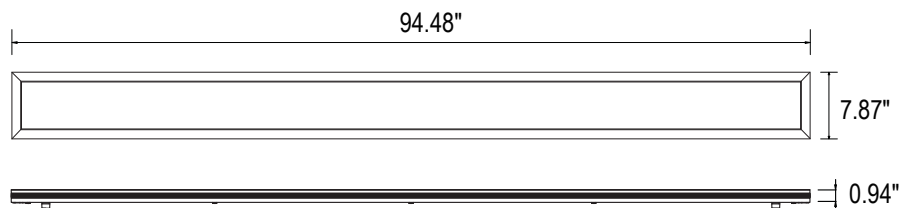
SLAB04

Net Weight: 11 lbs / 5 kg



SLAB08

Net Weight: 25 lbs / 11.5 kg



Ordering Information

Example: SLAB04-358-PM



1. Series

☒ SLAB

2. Size

☐ 04 - 8"x4'

☐ 08 - 8"x8'

Option - Desired System Length*

* If desired runs are needed, please tell us the details in advance. Then we can prepare the middle run and end run in factory for easy installation, or end user need to modify the standard individual fixtures into middle run and end run.

3. Driver

☒ Blank - Integral

4. CCT

☐ 30 - 3000K

☐ 40 - 4000K

☐ 35 - 3500K¹

☐ SW - 3000K / 3500K
/ 4000K Selectable²

1. 3500K is standard. Please contact Custom Service in advance for other CCT. It may need long lead time.

2. CCT selectable is only available for HTP04, 8"x4'.

5. Voltage

☐ 8 - 120-347V

6. Mounting Options

☐ PM - Pendant*

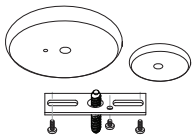
* Pendant mount is standard. Pendant mount kits include dry ceiling and drop ceiling and they need to be bought separately. Please refer to the following accessory table to choose the right pendant mounting kits.

7. Finish

☐ Blank - Silver

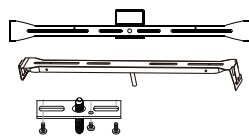
* Silver finish is standard. Custom color is available for a premium setup fee. Consult customer service for additional information.

Accessories (ordered separately and field installed)




SLAB-PMK1

Pendant Mount Kit for
Dry Ceiling



SLAB-PMK2

Pendant Mount Kit for
Drop Ceiling



SLAB-EBU¹

Emergency Battery Back-up

Notes:

1. Emergency battery back-up is for ambient temperatures of 32°F -95°F (0 °C -35°C).

PERFORMANCE DATA

Lumen values are measured by third party certified laboratories performed in accordance with IESNA LM-79-08 as well as Lighting Facts listed.

SLAB04



SLAB04 CCT Selectable



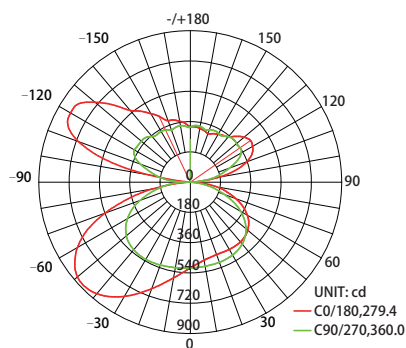
SLAB08



Lengths	4FT	4FT	8FT
Width	7.87"	7.87"	7.87"
Wattage	40W	40W	80W
Voltage	120-347V (Int.Driver)	120-347V (Int.Driver)	120-347V (Int.Driver)
Efficacy	115lm/w @ 3500K	120lm/w @ 3500K	115lm/w @ 3500K
Lumen Output	4600lm @ 3500K	4800lm @ 3500K	9200lm @ 3500K

PHOTOMETRY

All published luminaire photo metric testing performed to IESNA LM-79-08 standards by a NVLAP certified laboratory. IESNA LM-79-08 specifies the entire luminaire as the source resulting in a fixture efficiency of 100%. Result may vary per actual order.



AVERAGE BEAM ANGLE(50%): 319.7DEG

Warranty

Five year limited warranty. Full warranty terms located at www.abovealllighting.com/warrantystatements.

Note:

Specifications subject to change without notice.