



## SLIM FOCUS ROUND LIGHT



### PRODUCT DESCRIPTION

The Slim Focus Round Light offers three sizes. Edge-lit technology and non-yellowing optical PMMA light guide plate. Whether configured for pendant mounted or surface mounted applications, it is perfect in conference rooms, open offices, retail settings, or anywhere you want to make a statement.

### FEATURE

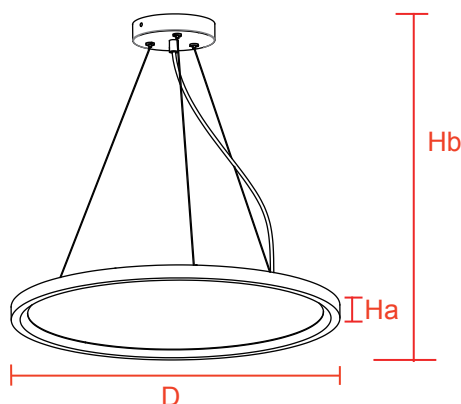
- Three fixture diameters available
- Die formed of 0.6mm cold-rolled steel body
- Edge-lit technology and non-yellowing optical PMMA
- CCT Selectable
- Pendant mounted or surface mounted

### ELECTRICAL SYSTEM

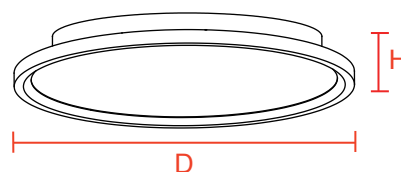
- Input Voltage: 120-277V, 50/60Hz
- 0-10V Dimming standard
- Minimum Ambient -20°C, Maximum Ambient is 40°C
- Power Factor: > 0.9 at full load
- Total Harmonic Distortion: < 20% at full load

### SPECIFICATION

#### Pendant Mount



#### Surface Mount



### PERFORMANCE

#### CRI

80 is standard  
90 is optional

#### CCT

3500K, 4000K, 5000K

#### Dimming

0-10V Dimming

#### Projected Lifetime

L70 - 100,000 Hours

#### Working Temperature

-4-104°F (-20-40°C)

#### Certifications

- cETLus conforms to UL Std. 1598  
Cert. to CSA Std. C22.2 No.250.0
- Suitable for dry locations
- RoHs compliant

Watts	D × Ha xHb
25W	D400 xHa 19.8x Hb 1000(mm)/D15.75"xHa 0.78"xHa 39.37"
32W	D500 xHa 19.8x Hb 1000(mm)/D19.69"xHa 0.78"xHa 39.37"
36W	D600 xHa 19.8x Hb 1000(mm)/D23.62"xHa 0.78"xHa 39.37"

Watts	D × Ha xHb
25W	D400 xH50(mm)/D15.75"xH1.97"
32W	D500 xH50(mm)/D19.69"xH1.97"
36W	D600 xH50(mm)/D23.62"xH1.97"

## Ordering Information

### Example: SFRD24-36-SW801-ACPMK

Series	Distribution	Diameter/Watts	-CCT	CRI	Voltage	Installation	-Controls	-Finish
<b>SFR</b>	<b>D - Direct</b>	<b>16-25</b> - 15.7"/25W <b>20-32</b> - 19.7"/32W <b>24-36</b> - 23.6"/36W	<b>SW</b> - 3000K/ 4000K/ 5000K selectable <sup>1</sup>	<b>80</b> - 80Ra <sup>2</sup> <b>90</b> - 90Ra <sup>2</sup>	<b>1-120-277V</b>	<b>ACPMK</b> - Aircraft Cable Pendant Mount Kits  <b>SMK</b> - Surface Mount Kits	<b>-Blank-None</b>	<b>-WH-White</b>  Optional <sup>3</sup> <b>BK-Black</b>

#### Notice:

1. 4000K is default setting. 3000K and 5000K can be set by a switch on the fixture in the field.
2. CRI 80 is standard. CRI 90 can be available for an additional fee. Please check with Customer Service for more information.
3. Standard Finish is White. Custom colors might be available for an additional fee. Please check with Customer Service for more information.

## PERFORMANCE DATA

Lumen values are measured by third party certified laboratories performed in accordance with IESNA LM-79-08 as well as Lighting Facts listed.

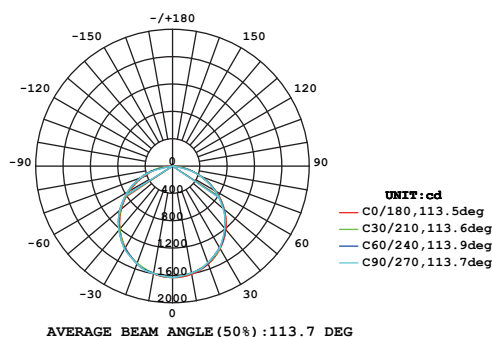
Watts	Lumen Output	Size	AC Input 120V	CCT	CRI	LPW
25	<b>2600</b>	15.7"	0.21A	4000K	80	103
32	<b>3680</b>	19.7"	0.27A	4000K	80	115
36	<b>4200</b>	23.6"	0.30A	4000K	80	118

#### Lumen Multiplier

3000K	0.96
4000K	1
5000K	0.9

## PHOTOMETRY

All published luminaire photo metric testing performed to IESNA LM-79-08 standards by a NVLAP certified laboratory. IESNA LM-79-08 specifies the entire luminaire as the source resulting in a fixture efficiency of 100%. Result may vary per actual order.



## Warranty

Five year limited warranty.

## Note:

Specifications subject to change without notice.