

## SLAB PENDANT LIGHT



## PRODUCT DESCRIPTION

The Slab Pendant Light, with its exceptionally thin profile appears to float across the ceiling landscape. While on, it produces a perfectly even glow, and when off, it is nearly transparent. With LEDs hidden inside the frame, reducing glare, it is perfect for applications that include conference rooms, open offices, retail settings, or anywhere you want to make a statement.

## FEATURES

- Sleek and elegant minimalist Design
- 45% uplight and 55% downlight
- Transparent optic and edge-lit
- Integral driver, isolated circuit
- Seamless continuous run mount
- CCT selectable available

## ELECTRICAL SYSTEM

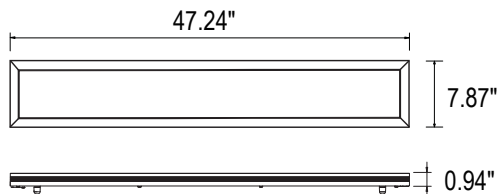
- Input Voltage: 120-277V, 120-347V, 50/60Hz
- Operating temperature range: -4-104°F (-20-40°C)
- Power Factor: > 0.9 at full load
- Total Harmonic Distortion: < 20% at full load

## SPECIFICATION

Max Pendant Cable Length: 3.9ft (1300mm)

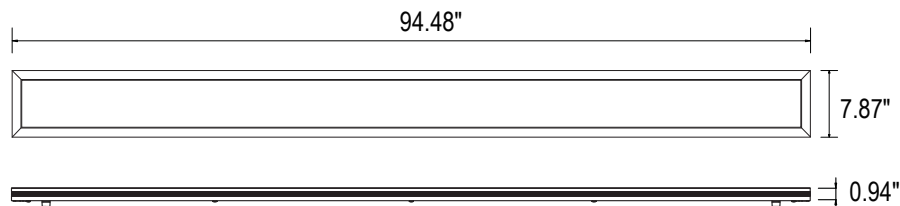
### SLAB04

Net Weight: 11 lbs / 5 kg



### SLAB08

Net Weight: 25 lbs / 11.5 kg



## PERFORMANCE

CRI

80

CCT

3000K, 3500K, 4000K

Dimming

1-10V Dimming

Projected Lifetime

L70 - 100,000 Hours

Working Temperature

-4-104°F (-20-40°C)

Certifications

- cULus conforms to UL Std. 1598Cert. to CSA Std. C22.2 No.250.0
- Suitable for dry locations
- RoHS compliant

## Ordering Information

### Example: SLAB04-351-PM

SLAB						
1	2	3	4	5	6	7

#### 1. Series

☒ SLAB

#### 2. Size

☐ 04 - 8"x4'

☐ 08 - 8"x8'

**Option** - Desired System Length\*

\* If desired runs are needed, please tell us the details in advance. Then we can prepare the middle run and end run in factory for easy installation, or end user need to modify the standard individual fixtures into middle run and end run.

#### 3. Driver

☒ Blank - Integral

#### 4. CCT

☐ SW - 3000K / 3500K / 4000K Selectable

#### 5. Voltage

☐ 1 - 120-277V

☐ 8 - 120-347V

\* Quick shipment is only for 120-277V.  
Please contact Customer Service for 120-347V.

#### 6. Mounting Options

☐ PM - Pendant\*

\* Pendant mount is standard. Pendant mount kits include dry ceiling and drop ceiling and they need to be bought separately. Please refer to the following accessory table to choose the right pendant mounting kits.

#### 7. Finish

☐ Blank - Silver

\* Silver finish is standard. Custom color is available for a premium setup fee. Consult customer service for additional information.

## Accessories (ordered separately and field installed)



**90665**

PMK-DYC-04

Dry Ceiling Pendant Mount Kit  
for 4ft Slab (one set per fixture)

**91152**

PMK-DYC-08

Dry Ceiling Pendant Mount Kit  
for 8ft Slab (one set per fixture)



**90666**

PMK-DPC-04

Drop Ceiling Pendant Mount Kit  
for 4ft Slab (one set per fixture)

**91153**

PMK-DPC-08

Drop Ceiling Pendant Mount Kit  
for 8ft Slab (one set per fixture)

\* Suitable for standard 9/16" and 15/16" flat grid ceiling

Notes: Max Pendant Cable Length: 5ft (1500mm)

## PERFORMANCE DATA

Lumen values are measured by third party certified laboratories performed in accordance with IESNA LM-79-08 as well as Lighting Facts listed.

SLAB04 CCT Selectable



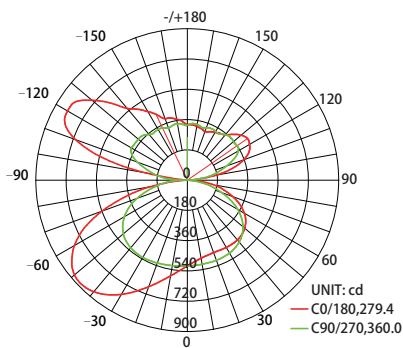
SLAB08 CCT Selectable



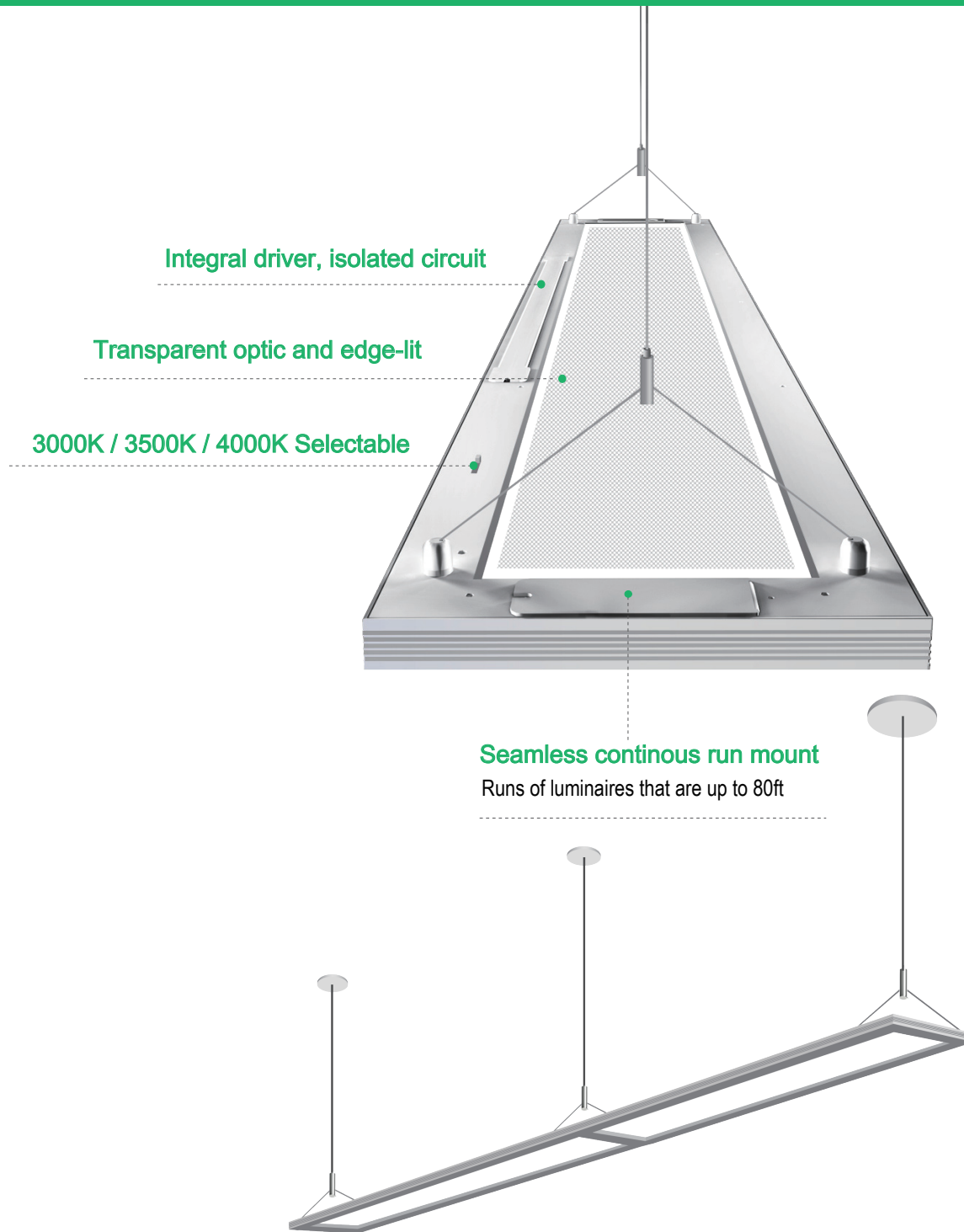
Lengths	4FT	8FT
Width	7.87"	7.87"
Wattage	40W	80W
Voltage	120-277V/120-347V (Int.Driver)	120-277V/120-347V (Int.Driver)
Efficacy	120lm/w @ 3500K	115lm/w @ 3500K
Lumen Output	4800lm @ 3500K	9200lm @ 3500K

## PHOTOMETRY

All published luminaire photo metric testing performed to IESNA LM-79-08 standards by a NVLAP certified laboratory. IESNA LM-79-08 specifies the entire luminaire as the source resulting in a fixture efficiency of 100%. Result may vary per actual order.



AVERAGE BEAM ANGLE(50%): 319.7DEG



## Warranty

Five year limited warranty. Full warranty terms located at [www.aboveallLighting.com/warrantystatements](http://www.aboveallLighting.com/warrantystatements).

## Note:

Specifications subject to change without notice.