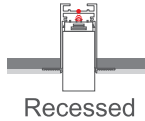


MAGNETIC TRACK PROFILE RECESSED WITH FLANGE



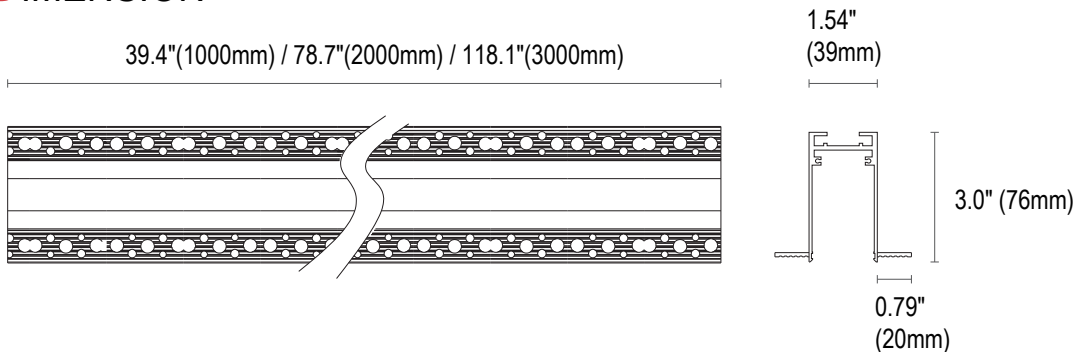
PRODUCT DESCRIPTION

This magnetic track is Recessed with Flange. It isn't just about track rail, it's also about creating unique lighting configurations. Thanks to different types of corners, the geometrical possibilities really are endless. Light components, ranging from linear, wall washer to adjustable spotlights and decorative pendants snap in the track magnetically, without tools. Standard length is available in 1, 2 & 3 meter sections.

GENERAL SPECIFICATION

Material	Aluminum
Color	RAL9004 Black/RAL 9003 White
Input Voltage	24Vdc
Input Current	8A Max

DIMENSION



Ordering Information

Example: MTS-RF-1M-24V-BK

Series	Length ¹	- Voltage	Installation	- Frame Finish
MTS-RF -Magnetic Track Profile Recessed with Flange	1M -39"	- 24V-24Vdc ²	Blank - Recessed with flange	- BK -Black ³
	2M -79"			Optional
	3M -118"			WH -White ³

Notice:

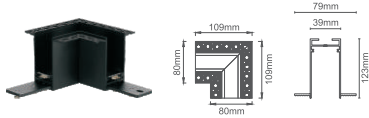
1. Custom track length is optional. If for special track length and pattern demand, please contact Customer Service.
2. 24V constant voltage LED drivers can be chosen in the following driver list or supplied by customer. The total fixture wattages can't exceed 200W.
3. Black finish is standard. Custom color is available for a premium setup fee. Consult customer service for additional information.

ACCESSORIES (ORDER AND SHIP SEPARATELY)

CORNER

L Corner

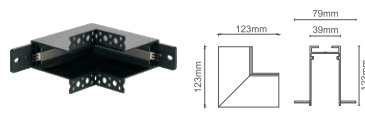
■ Sandy Black □ Sandy White



MTS-RF-LC-BK

Inner Corner

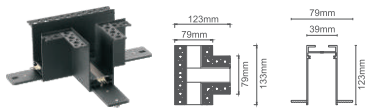
■ Sandy Black □ Sandy White



MTS-RF-IC-BK

T Corner

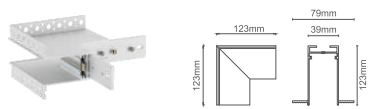
■ Sandy Black □ Sandy White



MTS-RF-TC-BK

Outer Corner

■ Sandy Black □ Sandy White



MTS-RF-OC-BK

MOUNTING

Track connector


■ Sandy Black □ Sandy White



MTS-CNCT-BK

Track cover


■ Sandy Black □ Sandy White



MTS-RF-COVER-BK

Driver box

■ Sandy Black □ Sandy White



MTS-DBOX-BK

Track bridge

■ Sandy Black □ Sandy White



Current:Max 8A,Power:Max 200W

MTS-TB-BK

CONSTANT VOLTAGE LED DRIVER LIST (ORDER AND SHIP SEPARATELY)

NON-DIMMABLE LED DRIVER

75W


XLG-75-24-A

75W, non-dimmable
 Size: 180x63x35.5mm
 input voltage: AC100-305V,
 output voltage: 24V DC

100W


XLG-100-24-A

100W, non-dimmable
 Size: 180x63x35.5mm
 input voltage: AC100-305V,
 output voltage: 24V DC

150W


XLG-150-24-A

150W, non-dimmable
 Size: 180x63x35.5mm
 input voltage: AC100-305V,
 output voltage: 24V DC

200W


XLG-200-24-A

200W, non-dimmable
 Size: 180x63x35.5mm
 input voltage: AC100-305V,
 output voltage: 24V DC

5 IN 1 DIMMABLE LED DRIVER

80W


KVG-24080-DWJ

80W, Triac/0-10V/1-10V/10V PWM
 Size: 220x93x41mm
 input voltage: 120-277V
 output voltage: 24V DC

100W


KVG-24100-DWJ

100W, Triac/0-10V/1-10V/10V PWM
 Size: 220x93x41mm
 input voltage: 120-277V
 output voltage: 24V DC

150W


KVG-24150-DWJ

150W, Triac/0-10V/1-10V/10V PWM
 Size: 260x103x46mm
 input voltage: 120-277V
 output voltage: 24V DC

200W


KVG-24200-DWJ

200W, Triac/0-10V/1-10V/10V PWM
 Size: 260x103x46mm
 input voltage: 120-277V
 output voltage: 24V DC

DALI INTELLIGENT LED DRIVER

100W


LM-100-24-G1D2

100W, DALI-2, Push DIM
 Size: 352x43x30mm(LxWxH)
 input voltage: AC120-277V,
 output voltage: 24V DC

Warranty

Five year limited warranty.

Working temperature: -20°C to + 40°C (-4 °F to 104°F)

Specifications subject to change without notice.