



Dome Top

Flat Top

## LOUVERS ROUND LED BOLLARD



### PRODUCT DESCRIPTION

The Louvers round bollard features stacked louver and a rounded, cylindrical design. It offers dome and flat tops in 32" and 42" heights. This bollard is an excellent choice for walkways, entrances, promenades, plazas, courtyards, driveways, bridges, and landscaped areas.

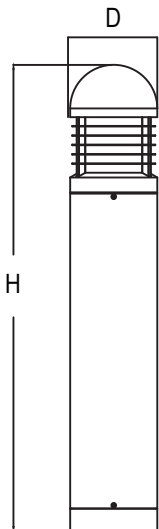
### FEATURE

- Louver and a rounded, cylindrical design
- High quality extrusion aluminum body
- Dome and flat top for option
- 32" and 42" high optional
- IP 65 rated for wet location

### ELECTRICAL SYSTEM

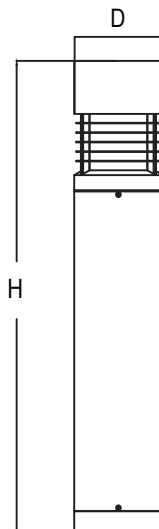
- Input Voltage: 120-277V
- 50/60Hz
- Minimum Ambient -40°F, maximum ambient 104°F
- Power Factor: > 0.9 @120Vac
- Total Harmonic Distortion: < 20%

### SPECIFICATION



#### Dome Top

D:  $\Phi 7.90"$   
H: 32"/42"  
Max Weight: 18.3lbs



#### Flat Top

D:  $\Phi 7.90"$   
H: 32"/42"  
Max Weight: 18.3lbs

### PERFORMANCE

CRI

70+

CCT

3000K, 4000K, 5000K

Dimming

0-10V Dimming Standard

Projected Lifetime

L70 - 100,000 Hours

Working Temperature

-4-104°F (-40-40°C)

Certifications

- cULus Listed
- Suitable for wet location
- RoHS compliant

## Ordering Information

Example: LFB42H24401-V

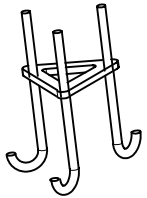
Name	Height	Watts	CCT	Voltage	Controls	Distribution	Finish
LDB - Louvers Dome Top	32H - 32" High <sup>1</sup> 42H - 42" High <sup>1</sup>	24 - 24 Watts	30 - 3000K 40 - 4000K	1 - 120-277V	Blank - None	V - Type V	Standard Blank - Bronze
LFB - Louvers Flat Top			50 - 5000K				Optional* BK - Black WH - White GY - Grey (See Notes)

### Note:

1. 42" High is standard. Please check Customer Service in advance for 32" High. It may take long lead time.

\* Standard Finish is bronze. Custom colors might be available for an additional fee. Please check with Customer Service for more information.

## ACCESSORIES (ORDER SEPARATELY)



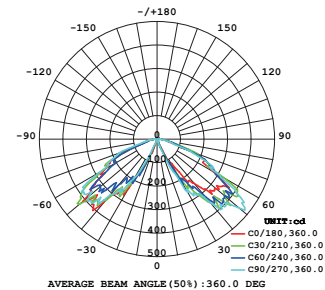
**90245**

ABMK01

Anchor bolt (M10) mounting kits for standard bollard

## PHOTOMETRY

All published luminaire photometric testing performed to IESNA LM-79-08 standards by a NVLAP certified laboratory.



## PERFORMANCE DATA

### LUMEN OUTPUT

Watts	Lumen Output	AC Input 120V	CRI	CCT	Dist. Type
24W	1400lm	0.20A	>70	4000K	Type V

\* Multiplier 0.9 is for 3000K.

## BUG Rating

Performed to IESNA LM-79-08 standards by a NVLAP accredited laboratory.

Model	BUG Rating
LFB42H24301-V	B1-U2-G1
LFB42H24401-V	B1-U2-G1
LFB42H24501-V	B1-U2-G1

## Warranty

Five year limited warranty.

Specifications subject to change without notice.