

The Louvers Round Bollard features stacked louvers and a rounded, cylindrical design, offering dome or flat tops in 32" and 42" heights. This bollard is an excellent choice for walkways, entrances, promenades, plazas, courtyards, drive-ways, bridges, and landscaped areas.

TECHNICAL DATA

Wattage	24W
	Selectable 12W/24W
CRI	70-Standard
	80-Optional
CCT	3000K, 4000K, 5000K
	Selectable 3000K/4000K/5000K
Driver	0-10V Dimming-Standard
Input Voltage	120-277V, 50/60Hz
Operating Temp.	-40°F to 104°F(-40°C to 40°C)
Certifications	cULus listed
	Suitable for wet location
	RoHS compliant
Power Factor	>0.9 at 120Vac
Harmonic Distortion	<20% at full load
Projected Lifetime	L70 - 100,000 Hours
IP Rating	IP65

FEATURES

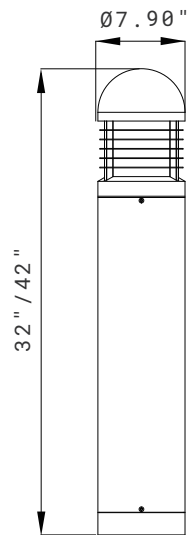
- **Adjustable & Customizable:** Selectable CCT and selectable wattage available. Optional heights available.
- **Versatile Application:** Ideal for a wide range of exterior spaces.
- **Premium Construction:** High quality extrusion aluminum body.

SPECIFICATION

Dimension

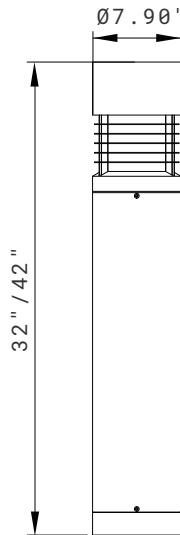
Dome-Top

Max. Weight: 18.3lbs



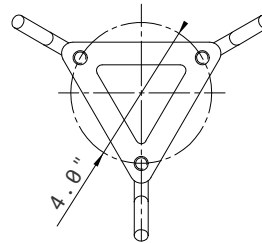
Flat-Top

Max. Weight: 18.3lbs

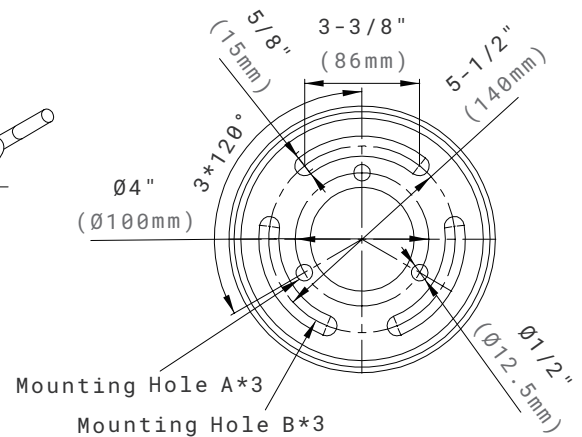


Anchor Bolts

Top View



Template



PERFORMANCE DATA

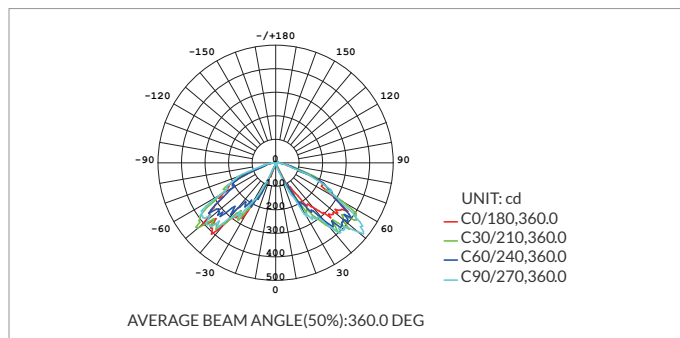
Lumen values are measured by third party certified laboratories performed in accordance with IESNA LM-79-08 as well as Lighting Facts listed.

Wattage	Lumen Output	AC Input 120V	CRI	CCT	Distribution
24W	1400lm	0.20A	>70	4000K	Type V

NOTE: The lumen multiplier is 0.9 for 3000K.

PHOTOMETRY

All published luminaire photometric testing performed to IESNA LM-79-08 standards by a NVLAP certified laboratory. IESNA LM-79-08 specifies the entire luminaire as the source resulting in a fixture efficiency of 100%. Result may vary per actual order.



ORDERING INFORMATION

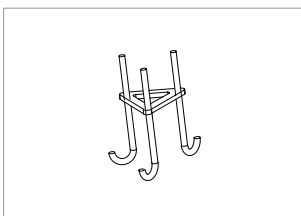
EXAMPLE: LFB42H24401-V

Series	Height	Wattage	CCT	Voltage	Control	Distribution	Finish
LDB Louvers Dome-top	32H 32" Height	24² 24W ²	30³ 3000K ³	1 120-277V	BLANK On/Off	V Type V	BLANK⁴ Bronze ⁴ -standard
LFB Louvers Flat-top	42H¹ 42" Height ¹		40 4000K				<i>Optional Finishes see below⁴</i>
		SP Selectable 12W 24W	SW Selectable 3000K 4000K 5000K				BK Black WH White GY Gray <i>Additional fees applied.</i>

NOTE:

- 42" is the standard height. For 32" height, please check with Customer Service in advance as it may require a long lead time.
- 24W is the default setting. If 12W is needed, please contact Customer Service in advance to adjust the setting at the factory or change the setting on site.
- 3000K is the default setting. For other CCT options, please contact Customer Service in advance to adjust the setting at the factory or change the setting on site.
- Bronze is the standard finish color; Custom finish colors are available at an additional charge. Please contact Customer Service for details.

ACCESSORIES (ORDERED SEPARATELY)



90245
ABMK01
 Anchor Bolts Mounting Kits.

BUG RATING TABLE

Performed to IESNA LM-79-08 standards by a NVLAP accredited laboratory.

Model	BUG Rating
LFB42H24301-V	B1-U2-G1
LFB42H24401-V	B1-U2-G1
LFB42H24501-V	B1-U2-G1
LDB42HSPSW1-V	B1-U2-G1
LFB42HSPSW1-V	B1-U2-G1

Ref#: 20250526

WARRANTY

5 years limited warranty.

Specifications subject to change without notice.