

CURVE MAGNETIC TRACK LIGHT

Cylinder Spot



Two sizes with three different beam angles. Junction arm integrated in the spotlight’s body to keep the barycentre aligned with the track. This junction arm allows 360° rotation in horizontal direction and 90° rotation in vertical direction.

TECHNICAL DATA

Wattage	5W, 2X5W, 10W
Input Voltage	24VDC
Lens	
5W, 2X5W	20°, 30°, 40°
10W	18°, 24°, 36°
CCT	2700K, 3000K, 3500K, 4000K
CRI	90
Driver	Triac, 0/1-10V
Certifications	cETL Listed
	RoHS compliant
Installation	Magnetic
Environment	Indoor



CURVE MAGNETIC TRACK LIGHT

Cylinder Spot

ORDERING INFORMATION

EXAMPLE: CCSS2X5-3090-24V-30-MTM-BK

CCS							
Series	Size	Wattage	CCT&CRI	Voltage	Lens	Installation	Finish
CCS	S Small	5 5W 2X5 2X5W	2790 2700K/90Ra 3090 3000K/90Ra 3590 3500K/90Ra 4090 4000K/90Ra	24V¹ 24Vdc ¹	20 20 degree 30 30 degree 40 40 degree	MTM Magnetic Track Mount	BK² Black ² WH² White ²
	M Medium	10 10W	2790 2700K/90Ra 3090 3000K/90Ra 3590 3500K/90Ra 4090 4000K/90Ra	24V¹ 24Vdc ¹	18 18 degree 24 24 degree 36 36 degree		

NOTE:

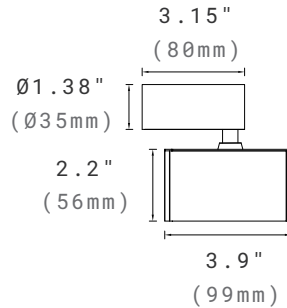
1. The fixture is used for 24V magnetic track system.
2. Black and white finish is standard. Custom finish colors are available at an additional charge. Please contact Customer Service for premium options.

CURVE MAGNETIC TRACK LIGHT

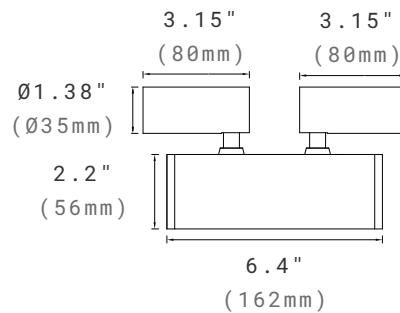
Cylinder Spot

DIMENSION

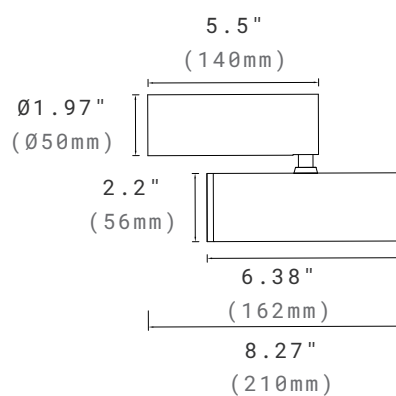
Small Spot 5W



Small Spot 2x5W



Medium Spot 10W

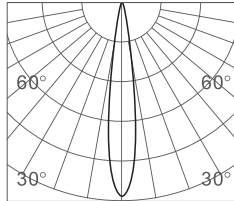


PHOTOMETRY

All published luminaire photometric testing performed to IESNA LM-79-08 standards by a NVLAP certified laboratory. IESNA LM-79-08 specifies the entire luminaire as the source resulting in a fixture efficiency of 100%. Results may vary per actual order.

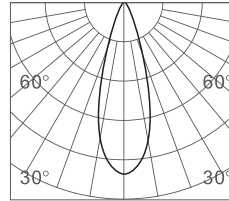
Small 5W, Small Spot 2X5W

20°



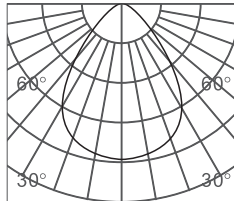
h(m)	E(lx)	Φ(m)
2	563	Φ0.69
3	250	Φ1.03
3.5	183	Φ1.20
4	140	Φ1.38
5	90	Φ1.55

30°



h(m)	E(lx)	Φ(m)
1	2519	Φ0.32
2	629	Φ0.65
3	279	Φ0.98
4	157	Φ1.31
5	100	Φ1.64

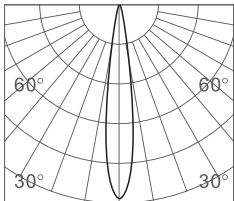
40°



h(m)	E(lx)	Φ(m)
2	278	Φ0.96
3	124	Φ1.44
3.5	91	Φ1.68
4	69	Φ1.92
5	44	Φ2.40

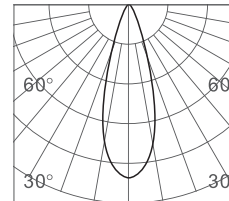
Medium Spot 10W

18°



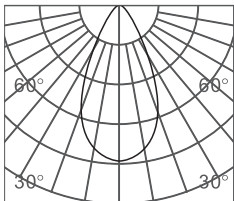
h(m)	E(lx)	Φ(m)
1	3011	Φ0.32
2	752	Φ0.64
3	334	Φ0.97
4	188	Φ1.29
5	120	Φ1.62

24°



h(m)	E(lx)	Φ(m)
1	3857	Φ0.40
2	964	Φ0.81
3	428	Φ1.22
4	241	Φ1.62
5	154	Φ2.03

36°



h(m)	E(lx)	Φ(m)
1	2154	Φ0.64
2	538	Φ1.28
3	239	Φ1.92
4	134	Φ2.56
5	86	Φ3.21

PERFORMANCE DATA

Lumen values are measured by third party certified laboratories performed in accordance with IESNA LM-79-08 as well as Lighting Facts listed.

Wattage	Lens	Lumen Output	CRI	CCT	LPW
5W	20°/30°/40°	530lm	90	3000K	106
2X5W	20°/30°/40°	1060lm	90	3000K	106
10W	18°/24°/36°	680lm	90	3000K	68

WARRANTY

5 years limited warranty.
Specifications subject to change without notice.

Ref#: 20250812