



The HOLLY LED Flood Light is a high-efficiency outdoor luminaire with a sleek, round housing design. With a variety of beam angle choices, it provides endless possibilities for creating the perfect ambiance in any space. Constructed from die-cast aluminum, with a silicone rubber gasket and AkzoNobel powder coating, it ensures long-lasting durability in harsh outdoor environments. Rated IP65 and $\pm 90^\circ$ horizontally tiltable, along with various accessories, it is ideal for a wide range of installation applications.

TECHNICAL DATA

Wattage	26W, 42W, 86W, 120W
CRI	80
CCT	2700K/3000K/4000K/5000K
Dimming	0-10V
Input Voltage	120-277V
Operating Temp.	C42/C86/C120 -40°C~40°C (-40°F ~104°F) C26: -20°C~40°C (-4°F ~104°F)
Projected Lifetime	L70~100,000 Hours
Certifications	cETL RoHS compliant
Power Factor	>0.9 at full load
Harmonic Distortion	<20% at full load
IP Rating	IP65
IK Rating	IK08

FEATURES

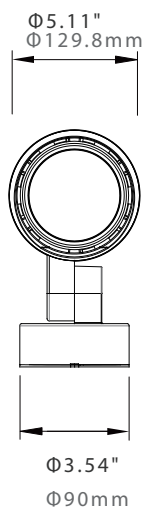
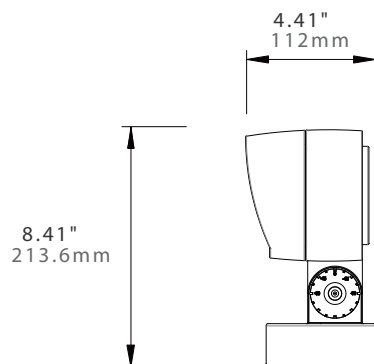
- Heavy duty cast aluminum housing
- Tempered glass lens
- Multiple mounting mechanisms
- Various beaming angles
- Marine grade treatment available

SPECIFICATION

Dimension

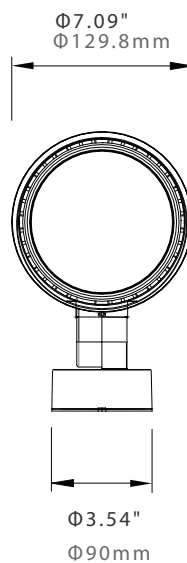
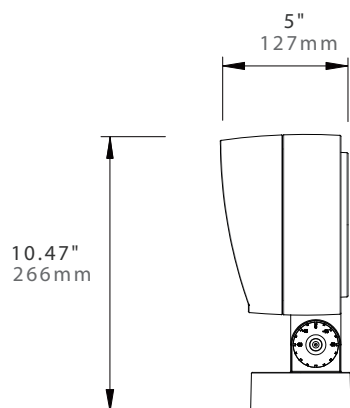
C26 with Canopy cover

Selectable 26W



C42 with Canopy cover

Selectable 42W

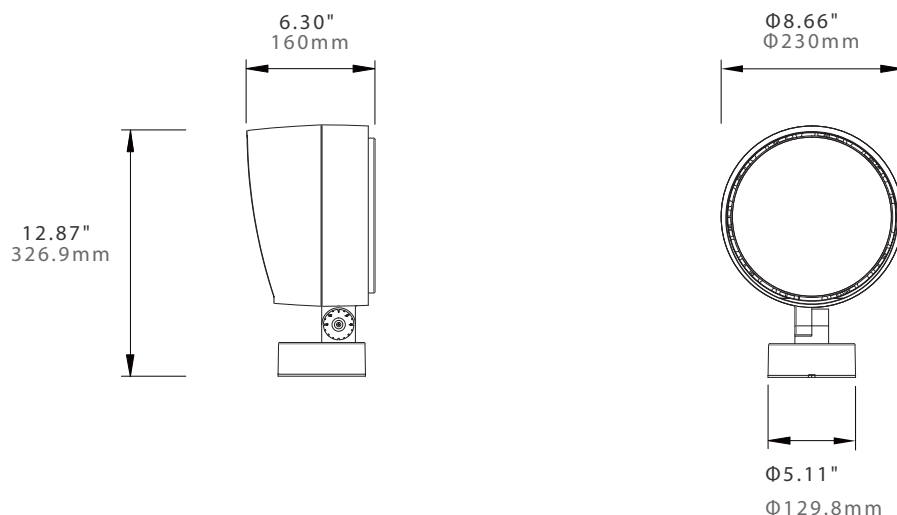


SPECIFICATION

Dimension

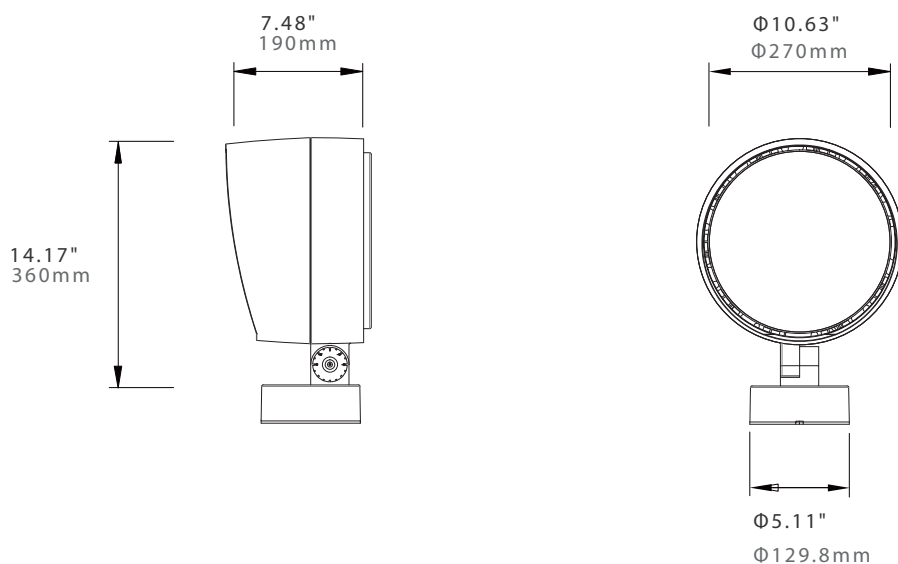
C86 with Canopy cover

Selectable 86W



C120 with Canopy cover

Selectable 120W



ORDERING INFORMATION

EXAMPLE: HOFL-C26301-24-CN-BK-1.8FT

HOFL	C26	30	1	24	CN	BK	1.8FT	
Series	Wattage	CCT	Voltage	Beam Angle	Mounting	Faceplate Finish	Cable Length	Options
HOFL	C26 26W	27 2700K	1 120-277V	5 5°	CN Canopy cover	BK Black RAL9011	1.8FT* * 1.8 FT cable is standard. Other cable lengths are available at an additional charge	BLANK None
	C42 42W	30 3000K		15 15°	KNR Knuckle with 1/2 threaded receptacle	*Black (standard color) Other finish colors are available at an additional charge. ¹		M Marine ambient corrosion resistance
	C86 86W	40 4000K		24 24°	KNS Knuckle with 1/2 threaded stem			
	C120 120W	50 5000K		36 36°				
				50 50°	YK Yoke			
						WH White RAL9016		
						GY Gray RAL7012		
						BZ Mineral bronze		
						SL Sliver RAL9006		

NOTE:

- Standard cable length is 1.8FT. Other cable lengths are available at an additional charge.
- Black finish is standard. Custom color is available at an additional charge.

Housing Colors



Black
RAL9011



Gray
RAL7012



White
RAL9016

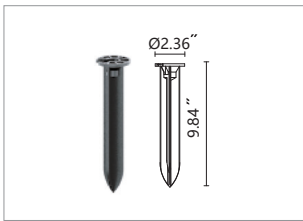


Mineral
bronze



Silver
RAL9006

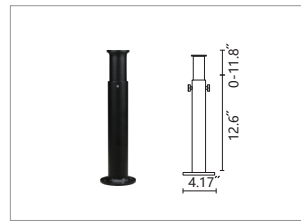
ACCESSORIES (Ordered separately and field installed)



HOFL-GDSK-AL¹
 Aluminum Ground stake
 Max loading ≤ 10kg
 Incapable in corrosive area



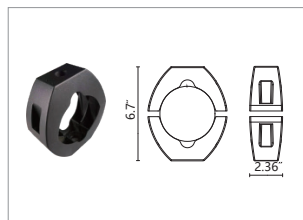
HOFL-TRSP-BK ²
 Tree strap black Clamping
 area Ø 5.9"~11.9"




HOFL-ADJSM-BK
 Adjustable Stem black
 Up to 11.8"




JBOX-PLATE01-BK
 4" recessed Electrical box
 mounting plate black for
 C26/C42



HOFL-PCP-4-BK
 Pole clamp black for one
 or two fixtures
 Pole Dia. 3.7"~3.9"



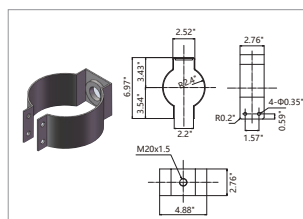
HOFL-HCL-50
 Aluminum Honeycomb
 louver, Dia 1.97" (50mm)
 for C26/C42/C86



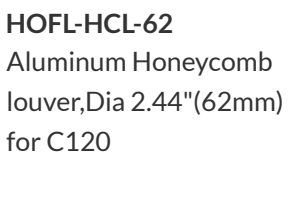
HOFL-CCL50
 Polycarbonate
 Concentric louver
 Dia 50, for C26/C42/C86



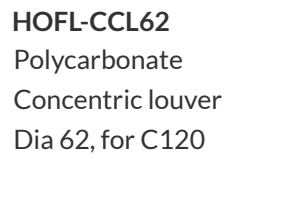
HOFL-FV-26-BK
 Full visor black
 Dia 5.31"x3.94"



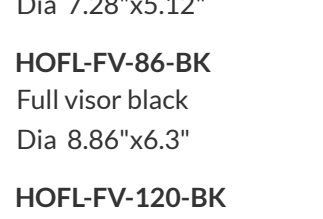
HOFL-PCP-5-BK
 Pole clamp black for one
 fixture. Pole Dia. 4.72"~5.12"



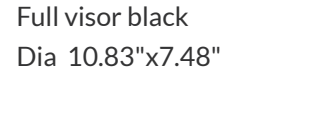
HOFL-HCL-62
 Aluminum Honeycomb
 louver, Dia 2.44" (62mm)
 for C120



HOFL-CCL62
 Polycarbonate
 Concentric louver
 Dia 62, for C120



HOFL-FV-42-BK
 Full visor black
 Dia 7.28"x5.12"



HOFL-FV-86-BK
 Full visor black
 Dia 8.86"x6.3"



HOFL-FV-120-BK
 Full visor black
 Dia 10.83"x7.48"

NOTE:

1. Ground stake is not suggested to be used for C86 and C120.
2. Tree strap is not suggested to be used for C120.

MOUNTING



Canopy cover



Yoke



Knuckle with NPT 1/2"
threaded receptacle



Knuckle with NPT 1/2"
threaded stem



Ground stake



Pole clamp



Tree strap

PERFORMANCE DATA
LUMEN OUTPUT

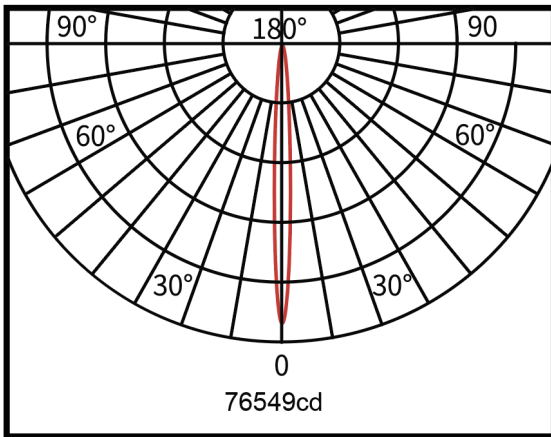
Lumen values are measured by third party certified laboratories performed in accordance with IESNA LM-79-08 as well as Lighting Facts listed.

Watts	Delivered Lumen	Beaming Angle	CCT	CRI
26W	2200lm	15°/25°/36°/50°	3000K	80
42W	4000lm	15°/25°/36°/50°	3000K	80
86W	7300lm	15°/25°/36°/50°	3000K	80
120W	10000lm	15°/25°/36°/50°	3000K	80

*Lumen multiplier 0.6 is for beaming angle of 5° .

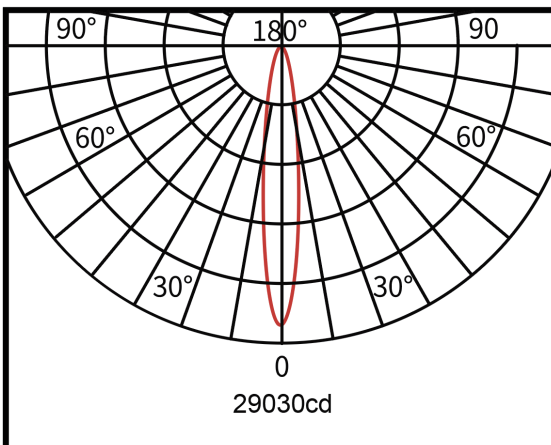
PHOTOMETRY

All published luminaire photo metric testing performed to IESNA LM-79-08 standards by a NVLAP certified laboratory.



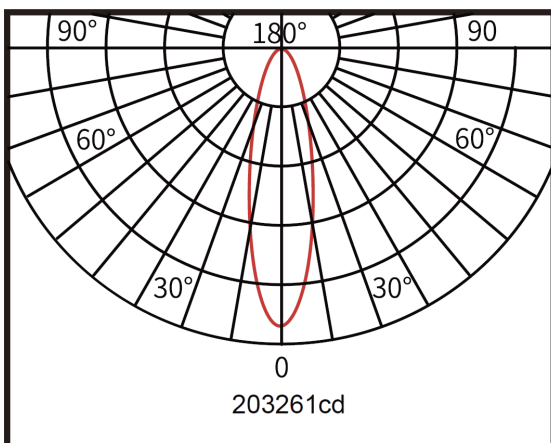
5°/30K

H(m)	φ(m)	I _x (MAX)
2	0.21	19135
4	0.42	4784
6	0.64	2126
8	0.85	1196



15°/30K

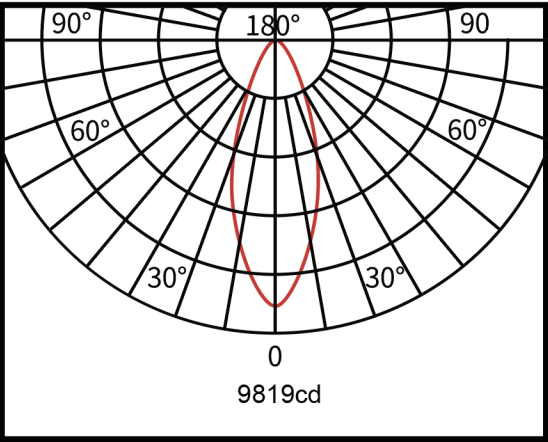
H(m)	φ(m)	I _x (MAX)
2	0.57	7254
4	1.15	1814
6	1.73	806
8	2.30	453



24°/30K

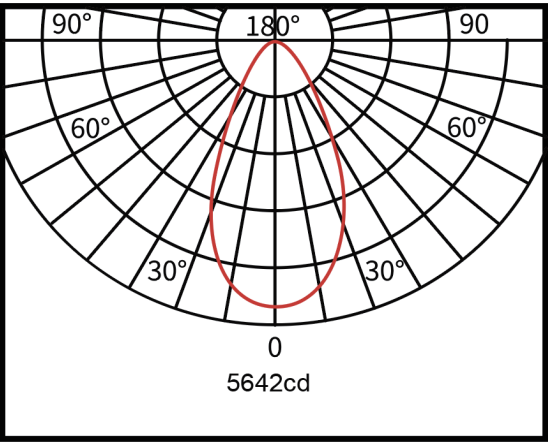
H(m)	φ(m)	I _x (MAX)
2	0.77	5081
4	1.55	1270
6	2.33	564
8	3.11	318

PHOTOMETRY



36°/30K

H(m)	φ(m)	I _x (MAX)
2	1.40	2454
4	2.80	613
6	4.18	272
8	5.58	153



50°/30K

H(m)	φ(m)	I _x (MAX)
2	1.77	1410
4	3.54	352
6	5.31	156
8	7.08	88

WARRANTY

Five years limited warranty.

Specifications subject to change without notice.

Ref#: 20250813