

STRAIGHT MAGNETIC TRACK LIGHT

Meteor Pendant



Not only for decoration, it's professional in atmosphere creation by precious light control. Thanks to the length adjustable cable, the magnetic pendant works smooth in different spaces. Comfortable lighting without glare.

TECHNICAL DATA

Wattage	5W
Input Voltage	24VDC
Lens	Diffused
CCT	2700K, 3000K, 3500K, 4000K
CRI	90Ra
Driver	Triac, 0/1-10V
Certifications	cETL Listed
	RoHS compliant
Installation	Magnetic
Environment	Indoor



4"



8"

ORDERING INFORMATION

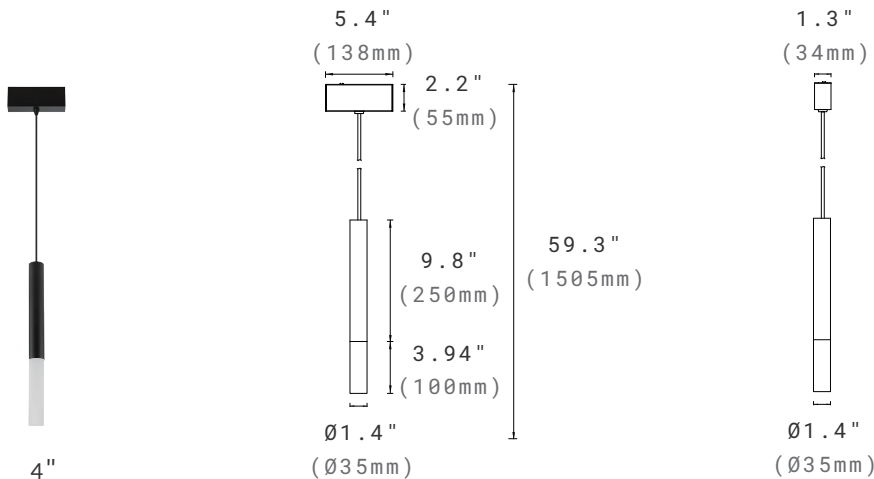
EXAMPLE: MET8-05-3090-24V-DL-MTM-BK

MET							
Series	Tube Length	Wattage	CCT&CRI	Voltage	Lens	Installation	Finish
MET	4 4"	05 5W	2790 2700K/90Ra	24 ¹ 24VDC ¹	DL Diffused	MTM Magnetic Track Mount	BK ² Black ²
	8 8"		3090 3000K/90Ra				Optional WH ² White ²
			3590 3500K/90Ra				
			4090 4000K/90Ra				

- NOTE:**
- 1. The fixture is used for 24V magnetic track system.
 - 2. Black finish is standard. Custom finish colors are available at an additional charge. Please contact Customer Service for premium options.

DIMENSION

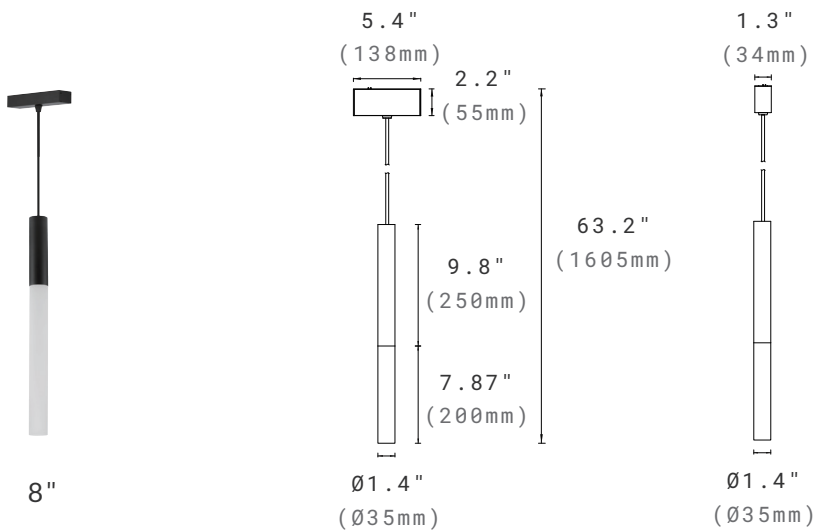
4" Tube



STRAIGHT MAGNETIC TRACK LIGHT

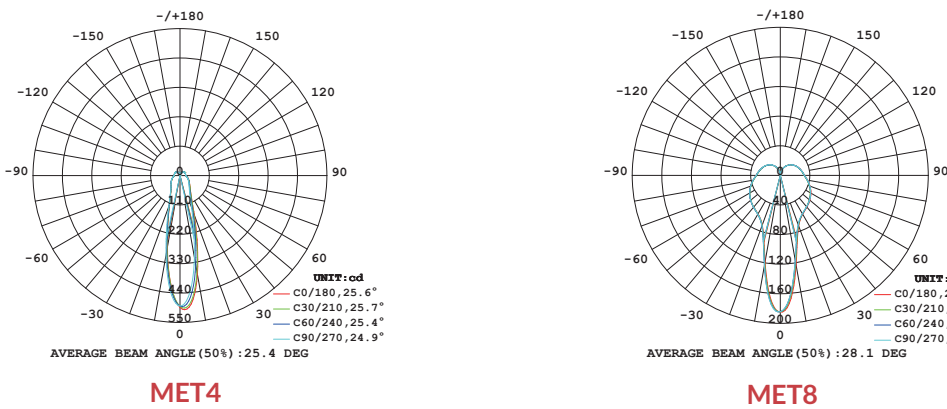
Meteor Pendant

8" Tube



PHOTOMETRY

All published luminaire photometric testing performed to IESNA LM-79-08 standards by a NVLAP certified laboratory. IESNA LM-79-08 specifies the entire luminaire as the source resulting in a fixture efficiency of 100%. Results may vary per actual order.



PERFORMANCE DATA

Lumen values are measured by third party certified laboratories performed in accordance with IESNA LM-79-08 as well as Lighting Facts listed.

Wattage	Tube Length	Lumen Output	CRI	CCT	LPW
5W	3.94"	460lm	90	3000K	92
5W	7.87"	460lm	90	3000K	92