



The Sceley LED Bollard is available in 18.7" and 42" heights. This innovative bollard light enhances the aesthetic appeal and creative design of urban spaces, adding a unique and gorgeous appearance. With selectable CCT and wattage, it is an excellent choice for walkways, entrances, promenades, plazas, courtyards, driveways, bridges, and landscaped areas.

TECHNICAL DATA

Wattage	Selectable 25W
CRI	70-Standard
	80-Optional
CCT	Selectable 3000K/4000K/5000K
Driver	0-10V Dimming
Input Voltage	120-347V, 50/60Hz
Operating Temp.	-40°F to 104°F (-40°C to 40°C)
Certifications	cETL listed
	Suitable for wet location
	RoHS compliant
Power Factor	>0.9 at 120Vac
Harmonic Distortion	<20% at full load
Projected Lifetime	L70 - 100,000 Hours
IP Rating	IP66
IK Rating	IK10

FEATURES

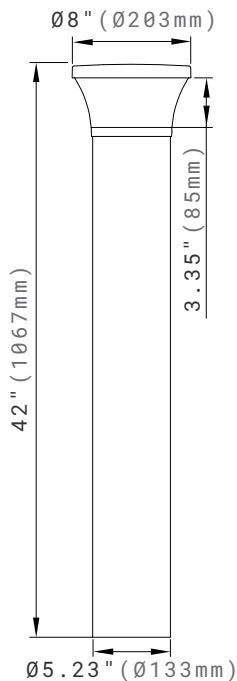
- **Adjustable & Customizable:** Selectable wattage and selectable CCT. Optional heights available. Efficiency up to 130 lm/W.
- **Versatile Application:** Ideal for a wide range of exterior spaces. IP66 rated for wet location.

SPECIFICATION

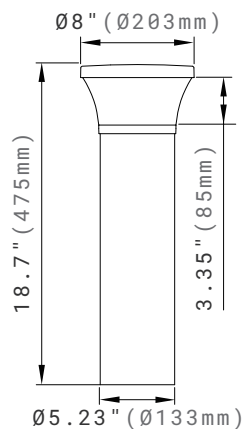
Dimension

Side View

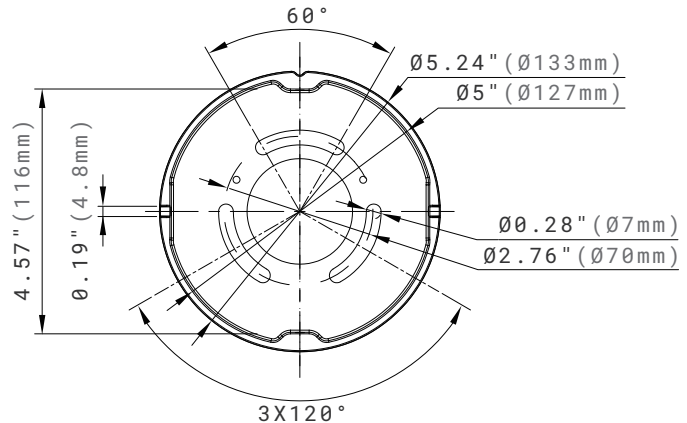
42 H



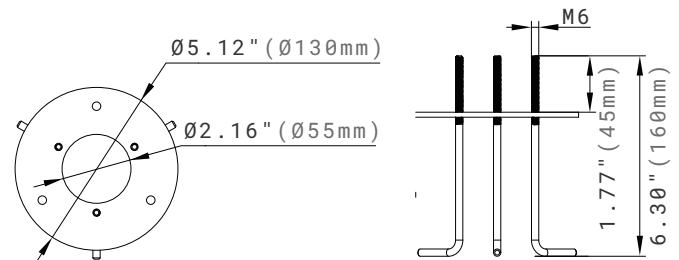
19 H



Base Plate

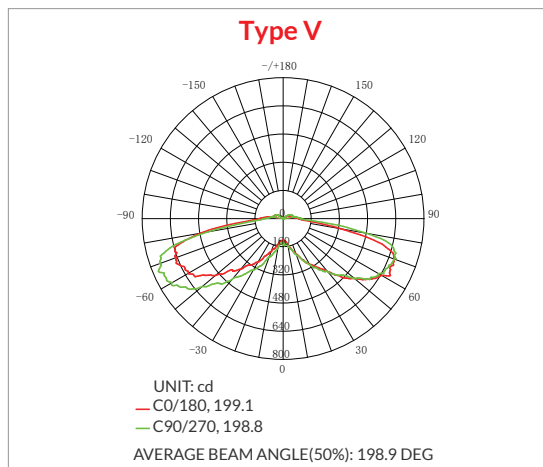


Anchor Bolts



PHOTOMETRY

All published luminaire photometric testing performed to IESNA LM-79-08 standards by a NVLAP certified laboratory. IESNA LM-79-08 specifies the entire luminaire as the source resulting in a fixture efficiency of 100%. Results may vary per actual order.



ORDERING INFORMATION

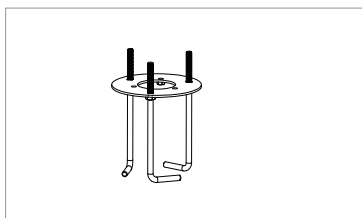
EXAMPLE: SCBD42H-25SP-SW1-V-BK

SCBD							
Series	Height	Wattage	CCT	Voltage	Control	Distribution	Finish
SCBD Sceley Bollard	42H 42" Height 19H 18.7" Height	25SP ¹ Selectable 25W ¹	SW ² Selectable 3000K ² 4000K 5000K	1 120-277V	BLANK 0-10V Dimming Driver EBU ³ Emergency Battery Back-up ³	V Type V	BK ⁴ Black RAL9017 Custom Finish Colors <i>Additional fees applied.⁴</i>

NOTE:

1. The default power setting is 25W. The power can be adjusted to 30%, 50%, 75%, or 100%.
2. The default CCT is 3000K.
3. The emergency battery backup is only available for fixed 25W and fixed CCT model. It is compatible exclusively with the 42" height model. The operating temperature range is 32°F to 95°F (0°C to 35°C). Available in 4w/470lm, the minimum runtime is 90 minutes.
4. The standard finish color is black; Custom finish colors are available at an additional charge. Please contact Customer Service for details.

ACCESSORIES (ORDERED SEPARATELY)



91121
ABMK04
 Anchor Bolts Mounting Kits.

PERFORMANCE DATA

Lumen values are measured by third party certified laboratories performed in accordance with IESNA LM-79-08 as well as Lighting Facts listed.

Lumen Output

Wattage	Tested Wattage	Lumen Output	AC Input 120V	CRI	CCT	LPW
25W	23W	2970lm	0.19A	70	4000K	129
13W	13W	1780lm	0.65A	70	4000K	137

Lumen Multiplier

3000K	4000K	5000K
0.9	1	0.95

BUG RATING TABLE

Performed to IESNA LM-79-08 standards by a NVLAP accredited laboratory.

Model	BUG Rating
SCBDXXH-25SP-SW1-V (13W, 3000K)	B1-U3-G1
SCBDXXH-25SP-SW1-V (13W, 4000K)	B1-U3-G1
SCBDXXH-25SP-SW1-V (13W, 5000K)	B1-U3-G1
SCBDXXH-25SP-SW1-V (25W, 3000K)	B2-U3-G2
SCBDXXH-25SP-SW1-V (25W, 4000K)	B2-U3-G2
SCBDXXH-25SP-SW1-V (25W, 5000K)	B2-U3-G2

WARRANTY

5 years limited warranty.
Specifications subject to change without notice.