

The Selectable Standard LED Bollard is designed with a modern cylindrical shape with dome, flat, and peak tops available. This LED bollard is constructed with a high-quality extrusion aluminum body and a clear polycarbonate lens, and selectable CCT and wattage is standard. This bollard is ideal for parks, lawns, plazas, and residential applications.

TECHNICAL DATA

Wattage	Selectable 12W/18W/24W
CCT	Selectable 3000K/4000K/5000K
Driver	0-10V Dimming
CRI	70+
Input Voltage	120-277V, 50/60Hz
Projected Lifetime	L70-127,000 Hours
Operating Temp.	-4°F to 104°F (-40°C to 40°C)
Certifications	UL Listed
	DLC qualified
	RoHS compliant
Power Factor	>0.9 @120Vac
Harmonic Distortion	<20% at full load
IP Rating	IP66

FEATURES

- Dome, Flat and Peak tops for option.
- 32" and 42" height optional.
- High quality extrusion aluminum body.
- Stainless steel silicone rubber sealing.
- Side shield for option.

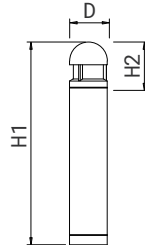
SPECIFICATION

Dimension

Side View

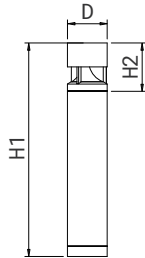
Dome-Top

D:7.9" (200mm)
H1:32"/42"
(812mm/1066mm)
H2:9.53" (242mm)
Max Weight:
18.3lbs (8.3kg)



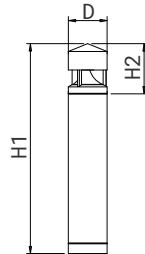
Flat-Top

D:7.9" (200mm)
H1:32"/42"
(812mm/1066mm)
H2:9.53" (242mm)
Max Weight:
18.3lbs (8.3kg)

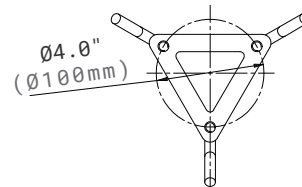


Peak-Top

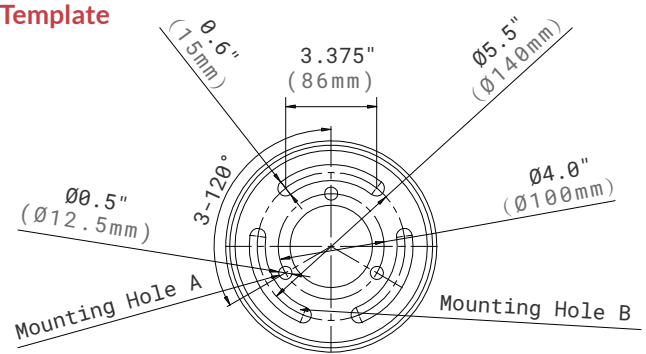
D:7.9" (200mm)
H1:32"/42"
(812mm/1066mm)
H2:10.08" (256mm)
Max Weight:
18.3lbs (8.3kg)



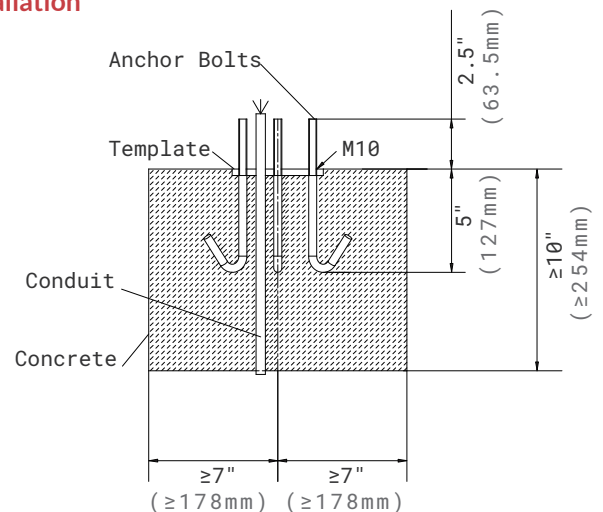
Anchor Bolts



Template



Installation



ORDERING INFORMATION

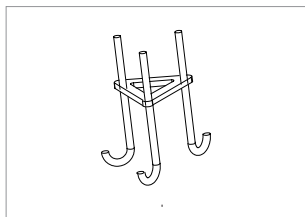
EXAMPLE: DB42HSPSW1-V

Top	Height	Wattage	CCT	Voltage	Control	Distribution	Finish
DB Dome-Top	32H¹ 32" ¹ Height	SP² Selectable ² 12W 18W 24W	SW³ Selectable ³ White 3000K 4000K 5000K	1 120-277V	BLANK 0-10V Dimming Driver	V Type V	BLANK⁴ Bronze ⁴ –Standard Optional Finishes see below⁴ BK Black WH White GY Gray <i>Additional fees applied⁴</i>
FB Flat-Top	42H¹ 42" ¹ Height						
PB Peak-Top							

NOTE:

1. 42" is the standard height. For 32" height, please check with Customer Service in advance as it may require a long lead time.
2. 24W is default setting.
3. 3000K is default setting.
4. Standard finish is Bronze; Custom finish colors are available at an additional charge. Please contact Customer Service for details.

ACCESSORIES(ORDERED SEPARATELY)



90245
ABMK01

Anchor Bolts Mounting Kits.

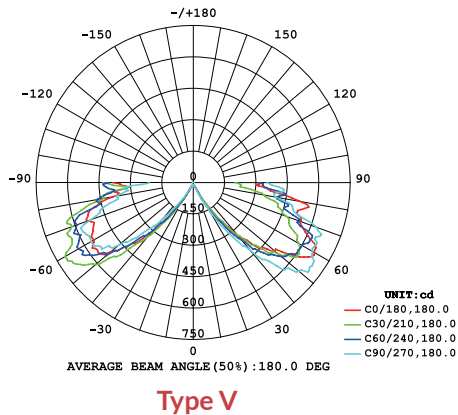


90541
BOLLARD-SS-180°

180° Side Shield.

PHOTOMETRY

All published luminaire photometric testing performed to IESNA LM-79-08 standards by a NVLAP certified laboratory. IESNA LM-79-08 specifies the entire luminaire as the source resulting in a fixture efficiency of 100%. Results may vary per actual order.



PERFORMANCE DATA

Lumen values are measured by third party certified laboratories performed in accordance with IESNA LM-79-08 as well as Lighting Facts listed.

Lumen Output

Wattage	Lumen Output	AC Input 120V	CRI	CCT	Dist. Type	LPW
12W	1280lm	0.10A	> 70	4000K	Type V	107
18W	1980lm	0.15A	> 70	4000K	Type V	110
24W	2500lm	0.22A	> 70	4000K	Type V	104

Lumen Multiplier

3000K	4000K
0.93	1

BUG RATING TABLE

Performed to IESNA LM-79-08 standards by a NVLAP accredited laboratory.

Model	BUG Rating
DB42HSPSW1-V (4000K)	B2-U3-G2
FB42HSPSW1-V (4000K)	B2-U3-G2
PB42HSPSW1-V (4000K)	B2-U3-G2

WARRANTY

5 year limited warranty.

Specifications subject to change without notice.