



The Slab Pendant Light, with its exceptionally thin profile appears to float across the ceiling landscape. While on, it produces a perfectly even glow, and when off, it is nearly transparent. With LEDs hidden inside the frame, reducing glare, it is perfect for applications that include conference rooms, open offices, retail settings, or anywhere you want to make a statement.

## TECHNICAL DATA

<b>Wattage</b>	40W, 80W
<b>CCT</b>	Selectable 3000K/3500K/4000K
<b>Driver</b>	1-10V Dimming
<b>CRI</b>	80
<b>Input Voltage</b>	120-277V, 50/60Hz
<b>Projected Lifetime</b>	L70-100,000 Hours
<b>Operating Temp.</b>	-4°F to 104°F (-20°C to 40°C)
<b>Certifications</b>	cULus conforms to UL Std. 1598
	Cert. to CSA Std. C22.2 No.250.0
	RoHS compliant
	Suitable for dry locations
<b>Power Factor</b>	>0.9 at full load
<b>Harmonic Distortion</b>	<20% at full load

## FEATURES

- Sleek and elegant minimalist design.
- 45% uplight and 55% downlight.
- Transparent optic and edge-lit.
- Integral driver, isolated circuit.
- Seamless continuous run mount.
- CCT selectable available.

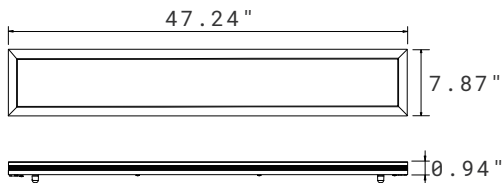
## SPECIFICATION

### Dimension

Max Pendant Cable Length: 3.9ft

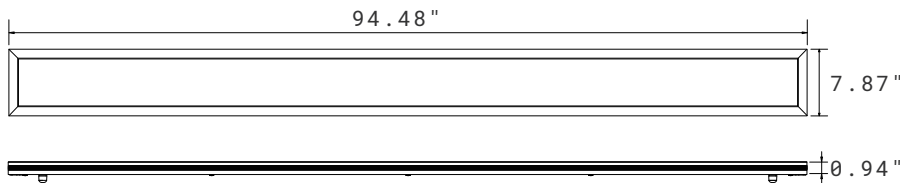
#### SLAB04

Net Weight: 11lbs (5kg)



#### SLAB08

Net Weight: 25lbs (11.5kg)



## ORDERING INFORMATION


EXAMPLE: SLAB04-SW1-PM

SLAB						
Series	SIZE	Driver	CCT	Voltage	Mounting Options	Finish
SLAB	<b>04</b> 8"x4' 40W <b>08</b> 8"x8' 80W <b>OPTION</b> <i>Desired System Length<sup>1</sup></i>	<b>BLANK</b> Integral	<b>SW</b> Selectable 3000K 3500K 4000K	<b>1<sup>2</sup></b> 120-277V <sup>2</sup>	<b>PM<sup>3</sup></b> Pendant Mount <sup>3</sup>	<b>BLANK</b> White <b>BK</b> Black

## NOTE:

1. If desired runs are needed, please tell us the details in advance. Then we can prepare the middle run and end run in factory for easy installation, or end user need to modify the standard individual fixtures into middle run and end run.
2. 120-347V is available, please contact Customer Service for MOQ.
3. Aircraft pendant mount is standard. Pendant mount kits include dry ceiling and drop ceiling and they need to be bought separately. Please refer to the following accessory table to choose the right pendant mounting kits.

## ACCESSORIES (ORDERED SEPARATELY AND FIELD INSTALLED)



**90665**

### **PMK-DYC-04**

Dry Ceiling Aircraft Cable.  
Pendant Mount Kit for 4ft Slab.  
White (One Set Per Fixture).



**90666**

### **PMK-DPC-04²**

Drop Ceiling Aircraft Cable.  
Pendant Mount Kit for 4ft Slab.  
White (One Set Per Fixture).

**91152**

### **PMK-DYC-08**

Dry Ceiling Aircraft Cable.  
Pendant Mount Kit for 8ft Slab.  
White (One Set Per Fixture).

**91153**

### **PMK-DPC-08²**

Drop Ceiling Aircraft Cable.  
Pendant Mount Kit for 8ft Slab.  
White (One Set Per Fixture).

## Notes:

1. Max Pendant Cable Length: 5ft.
2. Suitable for Standard 9/16" and 15/16" Flat Grid Ceiling.

## PERFORMANCE DATA

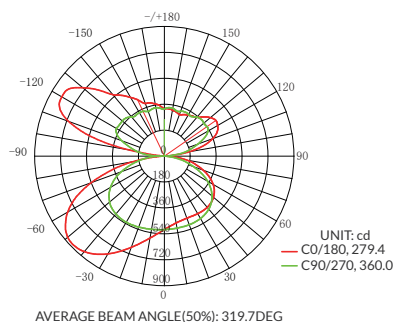
Lumen values are measured by third party certified laboratories performed in accordance with IESNA LM-79-08 as well as Lighting Facts listed.

### Lumen Output

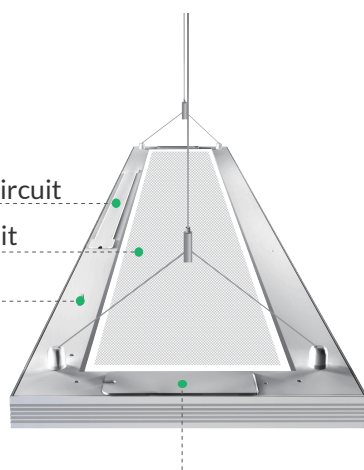
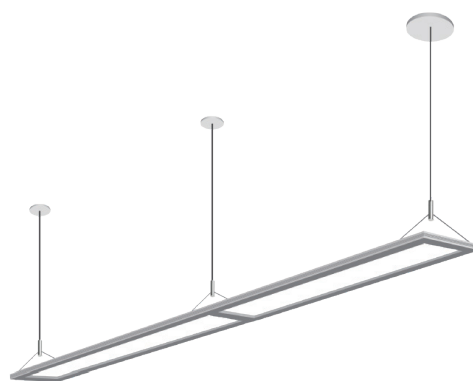
Lengths	Width	Wattage	Voltage	Efficacy	Lumen Output
4ft	7.87"	40W	120-277V (Int.Driver)	120lm/W @ 3500K	4800lm @ 3500K
8ft	7.87"	80W	120-277V (Int.Driver)	115lm/W @ 3500K	9200lm @ 3500K

## PHOTOMETRY

All published luminaire photometric testing performed to IESNA LM-79-08 standards by a NVLAP certified laboratory. IESNA LM-79-08 specifies the entire luminaire as the source resulting in a fixture efficiency of 100%. Results may vary per actual order.



## FEATURE



Integral driver, isolated circuit

Transparent optic and edge-lit

3000K/3500K/4000K Selectable

Seamless continuous run mount  
 Runs of luminaires that are up to 80ft

## WARRANTY

5 year limited warranty.

Specifications subject to change without notice.