



The Holly LED Pole Light combines unmatched flexibility with resilient durability for dynamic outdoor lighting solutions. Its fully customizable pole height and finish color allow seamless integration into any setting, while the luminaire's selection of beam angles and versatile mounting methods enable tailored illumination for diverse applications—from pathways and parking lots to architectural landscapes.

TECHNICAL DATA

Wattage

Single luminaire 26W, 42W, 86W, 120W

CCT 2700K, 3000K, 3500K, 4000K, 5000K

Beam Angle 5°, 15°, 24°, 36°, 50°

CRI 80

Driver 0-10V Dimming

Input Voltage 120-277V

Projected Lifetime L70-100,000 hours

Operating Temperature

C26 -4°F to 104°F (-20°C to 40°C)

C42/C86/C120 -40°F to 104°F (-40°C to 40°C)

Certifications cETLus listed

Power Factor >0.9 at full load


Harmonic Distortion <20% at full load

IP Rating 65

FEATURES

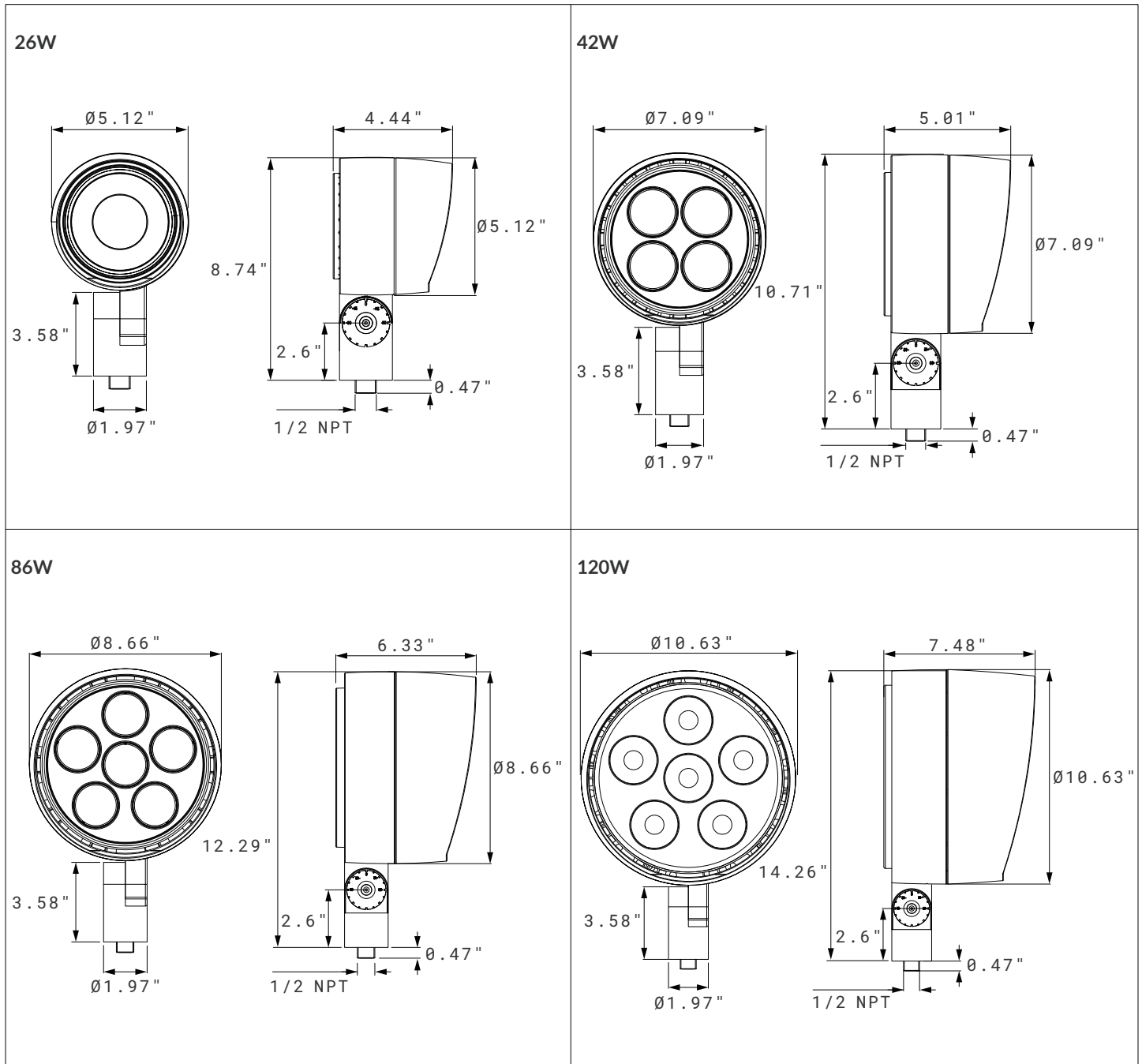
- **Adjustability & Adaptability:** Customizable pole height and finish color. Selection of beam angles and mountings. 90° tiltable luminaire.
- **Durable Construction:** Die-cast aluminum housing. Akzo-Nobel powder coating. Marine grade treatment available.
- **Smart Compatibility:** 0-10V dimming for enhanced control.
- **Visual Comfort Optimization:** Optional full visor and honeycomb louvre for visual comfort.

Pole Heights



SPECIFICATION

Knuckle with 1/2" Threaded Stem



ORDERING INFORMATION

EXAMPLE: HOFL-C26301-24-KNS-BK-1.8FT

HOFL								
Series	Wattage	CCT	Voltage	Beam Angle	Mounting	Faceplate Finish	Cable Length	Option
HOFL	C26 26W	27 2700K	1 120-277V	5 5°	KNS Knuckle with 1/2 Threaded Stem	BK¹ Black RAL9011 <i>*Black is standard finish color. Other finish colors are available at an additional charge.</i>	1.8FT² <i>*1.8 FT cable is standard. Other cable lengths are available at an additioal charge.</i>	BLANK None M Marine ambient corrosion resistance
	C42 42W	30 3000K		15 15°				
	C86 86W	35 3500K		24 24°				
	C120 120W	40 4000K		36 36°				
		50 5000K		50 50°				
						WH White RAL9016 GY Gray RAL7012 BZ Mineral bronze SL Silver RAL9006		

NOTE:

1. Black finish is standard. Custom color is available at an additional charge.
2. Standard cable length is 1.8ft. Other cable lengths are available at an additional charge.

Housing Color



Black RAL9011



White RAL9016



Gray RAL7012

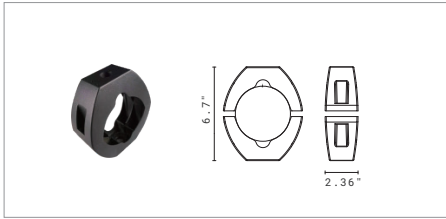


Mineral bronze



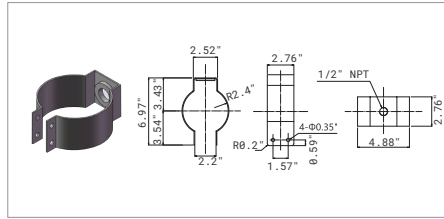
Silver RAL9006

ACCESSORIES (ORDERED SEPARATELY)



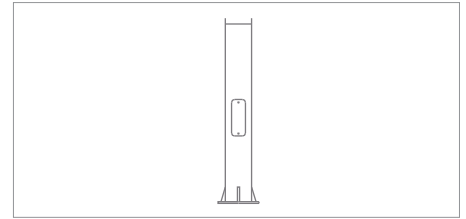
HOFL-PCP-4-BK

Pole Clamp for one or two fixtures,
Pole Dia. 3.7"~3.9".



HOFL-PCP-5-BK

Pole Clamp for 1 fixture, Black.
Pole Dia. 4.72"~5.12".



CARLO-12FTPOLE-4-BK

12ft pole, Dia. 4", Black.

CARLO-14FTPOLE-4-BK

14ft pole, Dia. 4", Black.

CARLO-16FTPOLE-4-BK

16ft pole, Dia. 4", Black.

CARLO-18FTPOLE-4-BK

18ft pole, Dia. 4", Black.

CARLO-12FTPOLE-5-BK

12ft pole, Dia. 5", Black.

CARLO-14FTPOLE-5-BK

14ft pole, Dia. 5", Black.

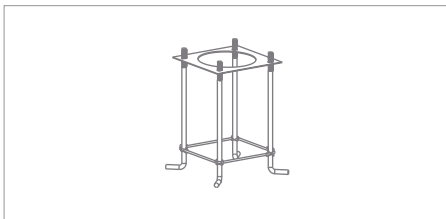
CARLO-16FTPOLE-5-BK

16ft pole, Dia. 5", Black.

CARLO-18FTPOLE-5-BK

18ft pole, Dia. 5", Black.

*Custom pole heights and finish colors
available.*



ABMK-HOFL-14T18FT

Anchor Bolts mounting kit for 14ft to
18ft pole light.



HOFL-FV-26

Full Visor for C26, Dia 5.31" x 3.94".

HOFL-FV-42


Full Visor for C42, Dia 7.28" x 5.12".

HOFL-FV-86

Full Visor for C86, Dia 8.86" x 6.3".

HOFL-FV-120

Full Visor for C120, Dia 10.83" x 7.48".



HOFL-HCL-50

Aluminum Honeycomb Louver,
Dia 1.97" for C26/C42/C86.

HOFL-HCL-62

Aluminum Honeycomb Louver,
Dia 2.44" for C120.

PHOTOMETRY

All published luminaire photometric testing performed to IESNA LM-79-08 standards by a NVLAP certified laboratory. IESNA LM-79-08 specifies the entire luminaire as the source resulting in a fixture efficiency of 100%. Results may vary per actual order.

5°-3000K

H(m)	ø(m)	lx(MAX)
2	0.21	19135
4	0.42	4784
6	0.64	2126
8	0.85	1196

36°-3000K

H(m)	ø(m)	lx(MAX)
2	1.40	2454
4	2.80	613
6	4.18	272
8	5.58	153

15°-3000K

H(m)	ø(m)	lx(MAX)
2	0.57	7254
4	1.15	1814
6	1.73	806
8	2.30	453

50°-3000K

H(m)	ø(m)	lx(MAX)
2	1.77	1410
4	3.54	352
6	5.31	156
8	7.08	88

24°-3000K

H(m)	ø(m)	lx(MAX)
2	0.77	5081
4	1.55	1270
6	2.33	564
8	3.11	318

PERFORMANCE DATA

Lumen values are measured by third party certified laboratories performed in accordance with IESNA LM-79-08 as well as Lighting Facts listed.

WATTAGE	LUMENS (lm)	BEAM ANGLE	CCT	CRI
26W	2200 lm	15° / 24° / 36° / 50°	3000K	80
42W	4000 lm	15° / 24° / 36° / 50°	3000K	80
86W	7300 lm	15° / 24° / 36° / 50°	3000K	80
120W	10000 lm	15° / 24° / 36° / 50°	3000K	80

*Apply lumen multiplier 0.6 for beam angle of 5°.

WARRANTY

Five year limited warranty.

Specifications subject to change without notice.