

# STRAIGHT MAGNETIC TRACK LIGHT

## Cylinder Spot



Two sizes with three different beam angles. Junction arm integrated in the spotlight's body to keep the barycentre aligned with the track. This junction arm allows 360° rotation in horizontal direction and 90° rotation in vertical direction.

### TECHNICAL DATA

<b>Wattage</b>	5W, 2X5W, 10W, 20W
<b>Input Voltage</b>	24VDC
<b>Beam Angle</b>	
5W, 2X5W	20°, 30°, 40°
10W, 20W	18°, 24°, 36°
<b>CCT</b>	2700K, 3000K, 3500K, 4000K
<b>CRI</b>	90Ra
<b>Driver</b>	Triac, 0/1-10V
<b>Certifications</b>	cETL Listed RoHS compliant
<b>Installation</b>	Magnetic
<b>Environment</b>	Indoor



Small Spot 5W



Small Spot 2X5W



Medium Spot 10W



Large Spot 20W

### ORDERING INFORMATION

EXAMPLE: CSS2X5-3090-24V-30-MTM-BK

CS							
Series	Size	Wattage	CCT&CRI	Voltage	Beam Angle	Installation	Finish
CS	S Small	5 5W	2790 2700K/90Ra	24V <sup>1</sup> 24VDC <sup>1</sup>	20 20 degree	MTM Magnetic Track Mount	BK <sup>2</sup> Black <sup>2</sup> WH <sup>2</sup> White <sup>2</sup>
		2X5 2X5W	3090 3000K/90Ra		30 30 degree		
			3590 3500K/90Ra		40 40 degree		
			4090 4000K/90Ra				
	M Medium	10 10W	2790 2700K/90Ra	24V <sup>1</sup> 24VDC <sup>1</sup>	18 18 degree		
		L Large	20 20W		3090 3000K/90Ra		
			3590 3500K/90Ra		36 36 degree		
		4090 4000K/90Ra					

**NOTE:**

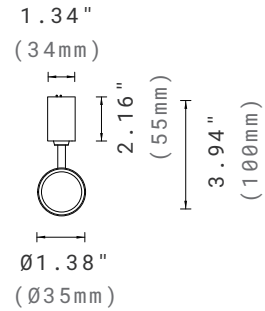
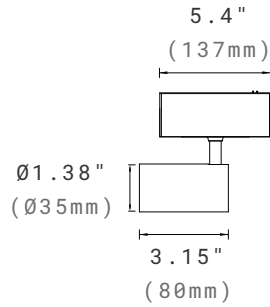
1. The fixture is used for 24V magnetic track system.
2. Black and white finish is standard. Custom finish colors are available at an additional charge. Please contact Customer Service for premium options.

# STRAIGHT MAGNETIC TRACK LIGHT

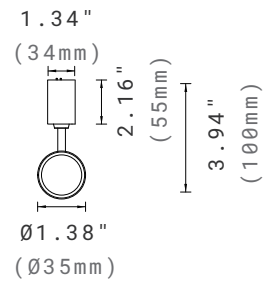
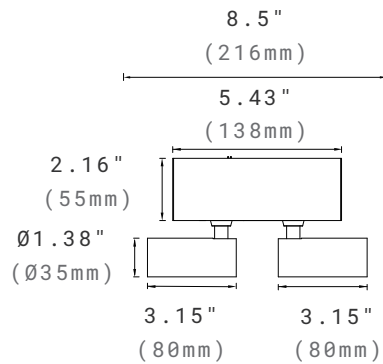
## Cylinder Spot

### DIMENSION

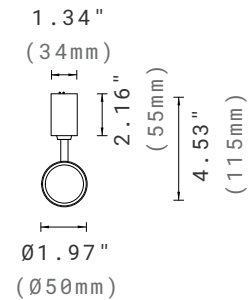
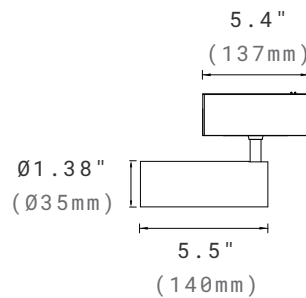
#### Small Spot 5W



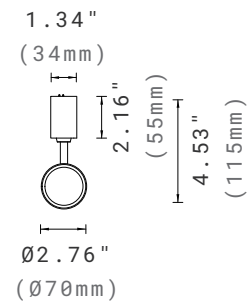
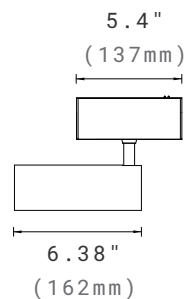
#### Small Spot 2X5W



#### Medium Spot 10W



#### Large Spot 20W

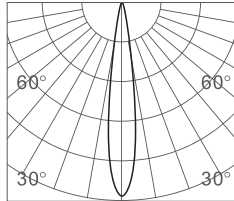


### PHOTOMETRY

All published luminaire photometric testing performed to IESNA LM-79-08 standards by a NVLAP certified laboratory. IESNA LM-79-08 specifies the entire luminaire as the source resulting in a fixture efficiency of 100%. Results may vary per actual order.

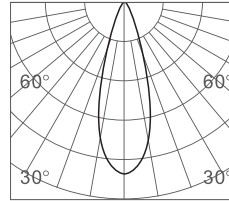
#### Small Spot 5W, Small Spot 2X5W

20°



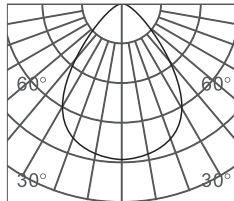
h(m)	E(lx)	Φ(m)
2	563	Φ0.69
3	250	Φ1.03
3.5	183	Φ1.20
4	140	Φ1.38
5	90	Φ1.55

30°



h(m)	E(lx)	Φ(m)
1	2519	Φ0.32
2	629	Φ0.65
3	279	Φ0.98
4	157	Φ1.31
5	100	Φ1.64

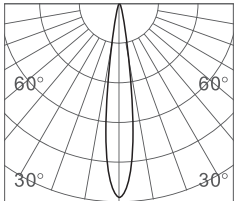
40°



h(m)	E(lx)	Φ(m)
2	278	Φ0.96
3	124	Φ1.44
3.5	91	Φ1.68
4	69	Φ1.92
5	44	Φ2.40

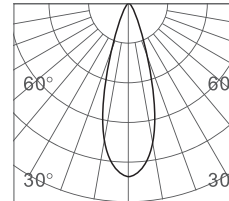
#### Medium Spot 10W, Large Spot 10W

18°



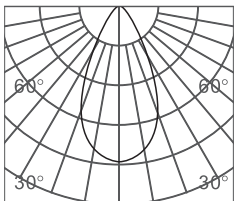
h(m)	E(lx)	Φ(m)
1	3011	Φ0.32
2	752	Φ0.64
3	334	Φ0.97
4	188	Φ1.29
5	120	Φ1.62

24°



h(m)	E(lx)	Φ(m)
1	3857	Φ0.40
2	964	Φ0.81
3	428	Φ1.22
4	241	Φ1.62
5	154	Φ2.03

36°



h(m)	E(lx)	Φ(m)
1	2154	Φ0.64
2	538	Φ1.28
3	239	Φ1.92
4	134	Φ2.56
5	86	Φ3.21

## PERFORMANCE DATA

Lumen values are measured by third party certified laboratories performed in accordance with IESNA LM-79-08 as well as Lighting Facts listed.

Wattage	Beam Angle	Lumen Output	CRI	CCT	LPW
5W	20°/30°/40°	440lm	90	3000K	88
2X5W	20°/30°/40°	880lm	90	3000K	88
10W	18°/24°/36°	780lm	90	3000K	78
20W	18°/24°/36°	1450lm	90	3000K	72

## WARRANTY

5 years limited warranty.

Specifications subject to change without notice.