

STRAIGHT MAGNETIC TRACK LIGHT

Fold



The Fold series can be used as a spotlight or a wall washer. The elegant design comes with either an antiglare spotlight lens which is available in several beam angles, or a soft diffused lens. The Fold series also features a adjustable head with 90° range of motion, and mounts on our 24V magnetic track system.

TECHNICAL DATA

Wattage	4W, 8W, 16W
Input Voltage	24VDC
Lens	12°, 34°, 48°, Diffused
CCT	2700K, 3000K, 3500K, 4000K
CRI	90Ra
Driver	Triac, 0/1-10V
Certifications	cETL Listed RoHS compliant
Installation	Magnetic
Environment	Indoor



4W with Spot Lens



8W with Spot Lens



16W with Spot Lens



4W with Diffused
Lens



8W with Diffused
Lens



16W with Diffused
Lens

ORDERING INFORMATION

EXAMPLE: FOLD04-3090-24V-DL-MTM-BK

FOLD Series	Wattage	CCT&CRI	Voltage	Lens	Installation	Finish
FOLD	04 4W	2790 2700K/90Ra	24V ¹ 24VDC ¹	12 12 degree	MTM Magnetic Track Mount	BK ² Black ²
	08 8W	3090 3000K/90Ra		34 34 degree		WH ² White ²
	16 16W	3590 3500K/90Ra		48 48 degree		
		4090 4000K/90Ra		DL Diffused Lens		

NOTE:

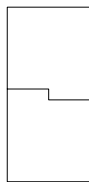
1. The fixture is used for 24V magnetic track system.
2. Black and white finish is standard. Custom finish colors are available at an additional charge. Please contact Customer Service for premium options.

DIMENSION

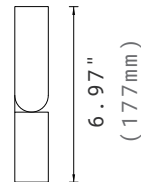
4W



3.3"
(84mm)



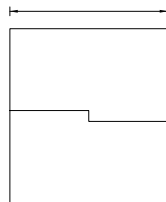
1.34"
(34mm)



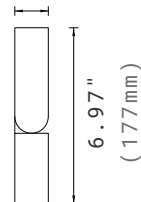
8W



6.46"
(164mm)



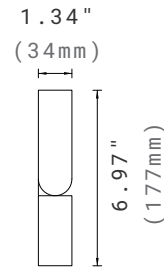
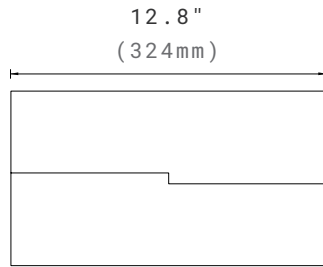
1.34"
(34mm)



STRAIGHT MAGNETIC TRACK LIGHT

Fold

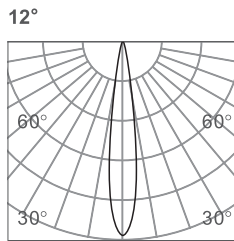
16W



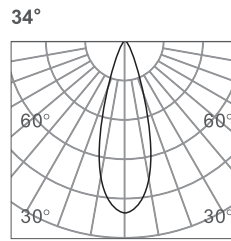
Ref#: 20260327

PHOTOMETRY

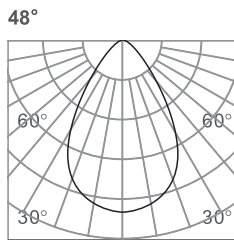
All published luminaire photometric testing performed to IESNA LM-79-08 standards by a NVLAP certified laboratory. IESNA LM-79-08 specifies the entire luminaire as the source resulting in a fixture efficiency of 100%. Results may vary per actual order.



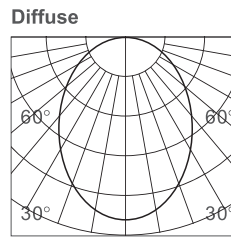
h(m)	E(lx)	Φ(m)
1	3693	Φ0.23
2	923	Φ0.47
3	410	Φ0.71
4	230	Φ0.94
5	147	Φ1.18



h(m)	E(lx)	Φ(m)
1	1238	Φ0.61
2	309	Φ1.22
3	137	Φ1.83
4	77	Φ2.44
5	49	Φ3.05



h(m)	E(lx)	Φ(m)
1	778	Φ0.91
2	194	Φ1.82
3	86	Φ2.73
4	48	Φ3.64
5	31	Φ4.55



h(m)	E(lx)	Φ(m)
1	105.5	Φ2.60
2	26.3	Φ5.20
3	11.7	Φ7.80
4	6.5	Φ10.40
5	4.2	Φ13.00

PERFORMANCE DATA

Lumen values are measured by third party certified laboratories performed in accordance with IESNA LM-79-08 as well as Lighting Facts listed.

Wattage	Lumen Output	CRI	Lens	CCT	LPW
4W	380lm	90	12°/34°/48°	3000K	95
8W	790lm	90	12°/34°/48°	3000K	98
16W	1550lm	90	12°/34°/48°	3000K	97
4W	280lm	90	Diffused	3000K	70
8W	500lm	90	Diffused	3000K	63
16W	980lm	90	Diffused	3000K	61

WARRANTY

5 years limited warranty.

Specifications subject to change without notice.