

STRAIGHT MAGNETIC TRACK LIGHT

Round Spot



Small Spot 8W



Large Spot 15W



The Round Spot series is available in two sizes and is designed to work with our Magnetic Track System. The junction arm is integrated in the Spots body, keeping the body centered on the track while allowing for 360° rotation along the horizontal plane and 90° rotation along the vertical plane. The fixture is available in three beam angles.

TECHNICAL DATA

Wattage	8W, 15W
Input Voltage	24VDC
Beam Angle	10°, 20°, 30°
CCT	2700K, 3000K, 3500K, 4000K
CRI	90Ra
Driver	Triac, 0/1-10V
Certifications	cETL Listed RoHS compliant
Installation	Magnetic
Environment	Indoor

ORDERING INFORMATION

EXAMPLE: RSS08-3090-24V-30-MTM-BK

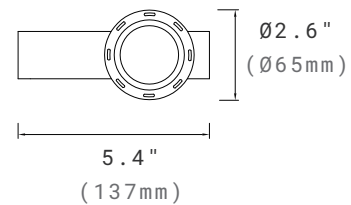
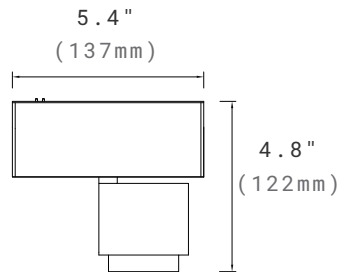
RS Series	Size	Wattage	CCT&CRI	Voltage	Beam Angle	Installation	Finish
RS	S Small	08 8W	2790 2700K/90Ra 3090 3000K/90Ra	24V¹ 24VDC ¹	10 10 degree	MTM Magnetic Track Mount	BK² Black ²
	L Large	15 15W	3590 3500K/90Ra 4090 4000K/90Ra		20 20 degree 30 30 degree		WH² White ²

NOTE:

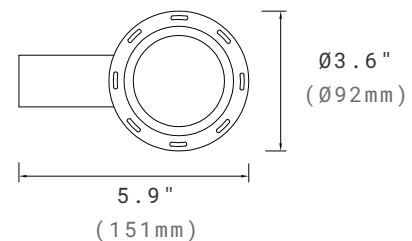
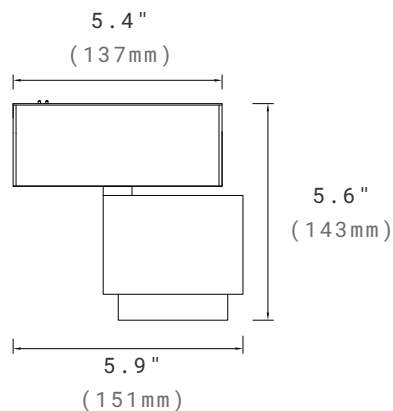
1. The fixture is used for 24V magnetic track system.
2. Black and white finish is standard. Custom finish colors are available at an additional charge. Please contact Customer Service for premium options.

DIMENSION

Small Spot 8W

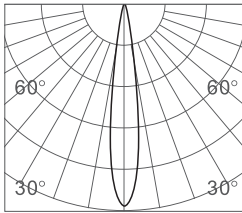


Large Spot 15W

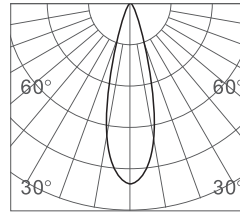


PHOTOMETRY

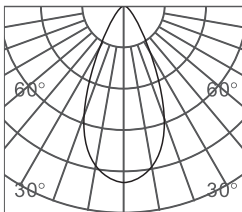
All published luminaire photometric testing performed to IESNA LM-79-08 standards by a NVLAP certified laboratory. IESNA LM-79-08 specifies the entire luminaire as the source resulting in a fixture efficiency of 100%. Results may vary per actual order.

10°


h(m)	E(lx)	Φ(m)
2	4203	Φ0.20
3	1051	Φ0.40
3.5	467	Φ0.61
4	262	Φ0.81
5	168	Φ1.02

20°


h(m)	E(lx)	Φ(m)
1	2675	Φ0.26
2	668	Φ0.53
3	297	Φ0.80
4	167	Φ1.06
5	107	Φ1.33

30°


h(m)	E(lx)	Φ(m)
2	699	Φ0.53
3	174	Φ1.06
3.5	77	Φ1.60
4	43	Φ2.13
5	27	Φ2.66

PERFORMANCE DATA

Lumen values are measured by third party certified laboratories performed in accordance with IESNA LM-79-08 as well as Lighting Facts listed.

Wattage	Beam Angle	Lumen Output	CRI	CCT	LPW
8W	10°/20°/30°	400lm	90	3000K	50
15W	10°/20°/30°	900lm	90	3000K	60

WARRANTY

5 year limited warranty.

Specifications subject to change without notice.