



This Horizon Troffer features a compact yet sturdy aluminum construction designed to blend into modern architectural spaces. Featuring a low profile form factor, it is ideal for buildings with a low plenum space and is suitable for all standard 2ftx2ft, 1ftX4ft, or 2ftx4ft grid ceilings. This creates a soft and comfortable lighting experience for commercial and institutional spaces.

TECHNICAL DATA

Wattage

2ftx2ft	Selectable 25W, 30W, 35W
---------	--------------------------

1ftx4ft	Selectable 25W, 30W, 35W
---------	--------------------------

2ftx4ft	Selectable 30W, 40W, 50W
---------	--------------------------

CCT	Selectable 3500K, 4000K, 5000K
-----	--------------------------------

Driver	0-10V Dimming
--------	---------------

CRI	80
-----	----

Input Voltage	120-277V, 50/60Hz
---------------	-------------------

Projected Lifetime	L70-100,000 Hours
--------------------	-------------------

Operating Temp.	-4°F to 104°F (-20°C to 40°C)
-----------------	-------------------------------

Certifications	cUL Listed
----------------	------------

	RoHS compliant
--	----------------

	Suitable for damp locations
--	-----------------------------

Power Factor	>0.9 at 120V
--------------	--------------

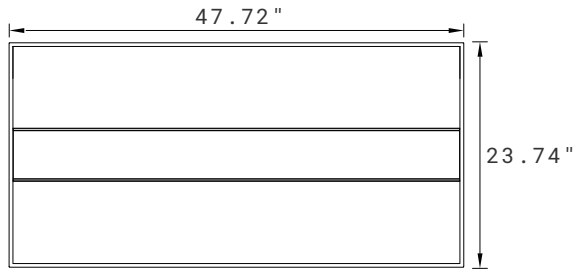
Harmonic Distortion	<20% at 120V
---------------------	--------------

FEATURES

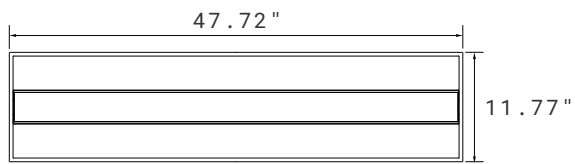
- Uniform and soft illumination.
- 3500K, 4000K and 5000K selectable.
- Wattage selectable, up to 110lm/W.
- Sensor and emergency battery back-up available.

DIMENSION

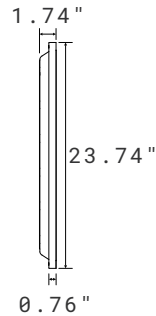
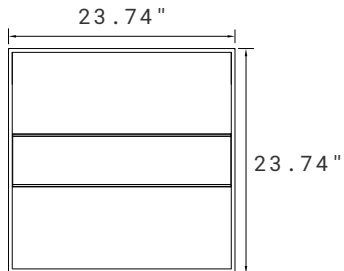
2'X4'



1'X4'



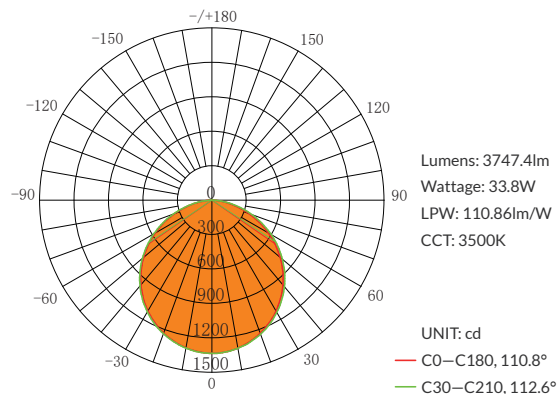
2'X2'



PHOTOMETRY

All published luminaire photometric testing performed to IESNA LM-79-08 standards by a NVLAP certified laboratory. IESNA LM-79-08 specifies the entire luminaire as the source resulting in a fixture efficiency of 100%. Results may vary per actual order.

2'x2'



AVERAGE BEAM ANGLE(50%): 111.7 DEG

ORDERING INFORMATION

EXAMPLE: HOTR-22D-35SP-SW1

HOTR						
Series	Size	Dimmable	Wattage	CCT	Voltage	Control
HOTR	22 2'x2'	D 0-10V Driver	35SP Selectable 25W ¹ /30W/35W	SW Selectable 3500K 4000K ³ 5000K	1 120-277V ⁴	BLANK None SRP Sensor Receptacle ⁵
	14 1'x4'	D 0-10V Driver	35SP Selectable 25W ¹ /30W/35W			
	24 2'x4'	D 0-10V Driver	50SP Selectable 30W/40W/50W ¹			

NOTE:

- 35W is default setting for 35SP.
- 50W is default setting for 50SP.
- 4000K is default setting.
- Fixture with sensor receptacle requires long lead time. The bluetooth PIR sensor need to be ordered separately and field installed. It is for mounting height of 15ft Max.
- White finish is standard. Custom finish colors are available at an additional charge. Please contact Customer Service for premium options.

ACCESSORIES (ORDERED SEPARATELY AND FIELD INSTALLED)



BMS-L108-PIR-DC-BLE-KL-AUX-D1

Bluetooth PIR Motion Sensor.



AAL-EBU-AC08D-YYY

Remote 8W LED Emergency Battery Back-up 120-347VAC¹.

NOTE:

- The 8W EBU supports up to 60W total lighting load. The dimming control wire must be connected. The EBU is Title 20 compliant. Emergency battery backup operates within ambient temperatures of 32°F to 95°F (0°C to 35°C).

PERFORMANCE DATA

Lumen values are measured by third party certified laboratories performed in accordance with IESNA LM-79-08 as well as Lighting Facts listed.

Dimension	Wattage Adjustable	Lumen Output			Efficacy	CCT Adjustable
		Low	Medium	High		
2ftx2ft	25W/30W/35W	2750lm	3300lm	3850lm	Up to 110lm/W	3500K/4000K/5000K
1ftx4ft	25W/30W/35W	2750lm	3300lm	3850lm	Up to 110lm/W	3500K/4000K/5000K
2ftx4ft	30W/40W/50W	3300lm	4400lm	5500lm	Up to 110lm/W	3500K/4000K/5000K

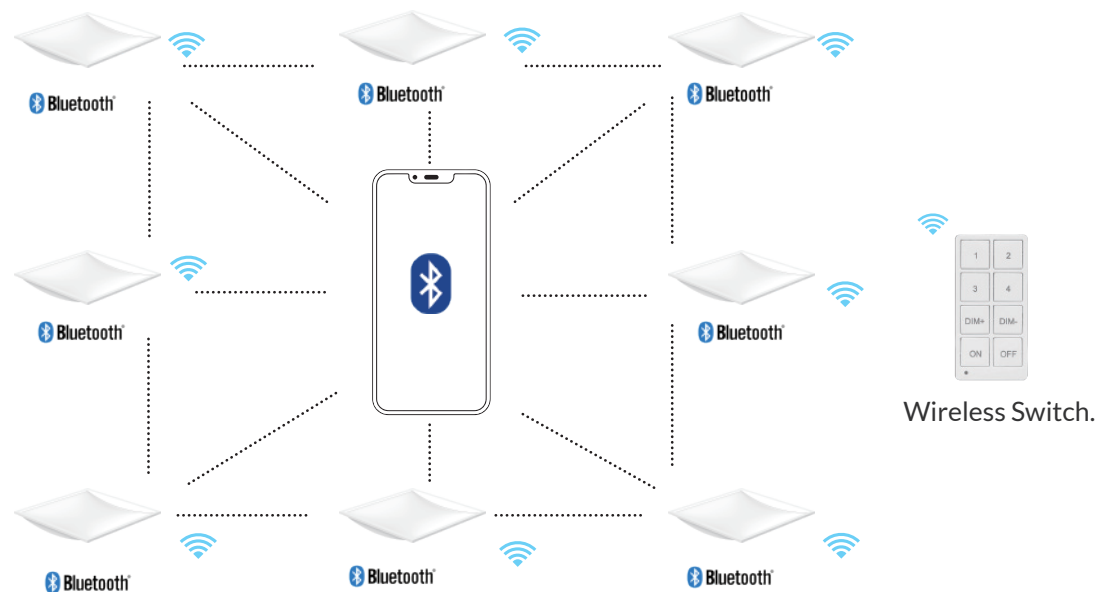
NOTE:

1. All efficacy is $\pm 5\%$ base on different CCT and wattage. Check the IES file to gain the accurate data.

BLUETOOTH PIR MOTION SENSOR

Model No.	Description
BMS-L108-PIR-DC-BLE-KL-AUX-D1	Wireless Bluetooth PIR occupancy sensor with daylight harvesting capability.

Bluetooth Mesh Control



NOTE:

1. Central gateway is not required for lighting control operation with occupancy sensor BMS-L108-PIR-DC-BLE-KL-AUX-D1.

Bluetooth Mesh Control



Ref#: 20260515

BLUETOOTH PIR MOTION SENSOR

Wireless Switch Options



BMWS-L-D-1-3BT-BLE-KL
-WH



BMWS-L-D-5BT-BLE-KL
-WH

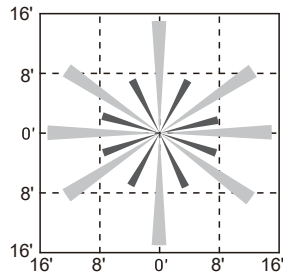
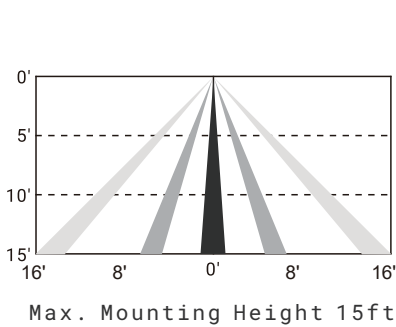


BMWS-L-D-1-7BT-BLE-KL
-WH



BMWS-L-D-8BT-BLE-KL
-WH

Detection Area



WARRANTY

5 year limited warranty.

Specifications subject to change without notice.